

원전 배관용 스테인리스강의 2축 저주기 피로수명 평가

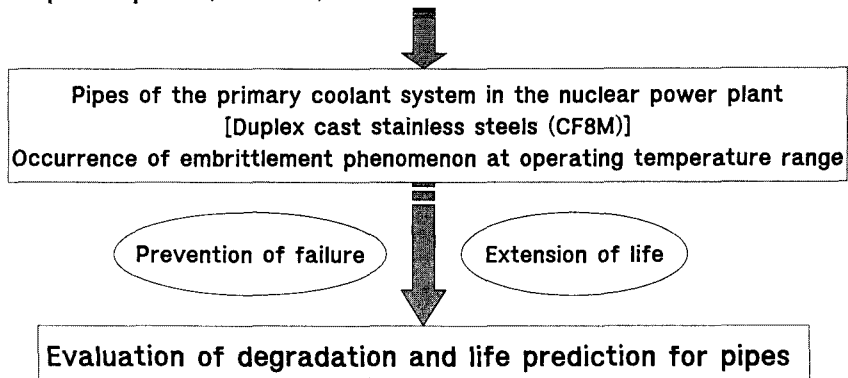
박종철¹, 이종주¹, 권재도²

¹ 포항산업과학연구원 신뢰성평가센터

² 영남대학교 기계공학부

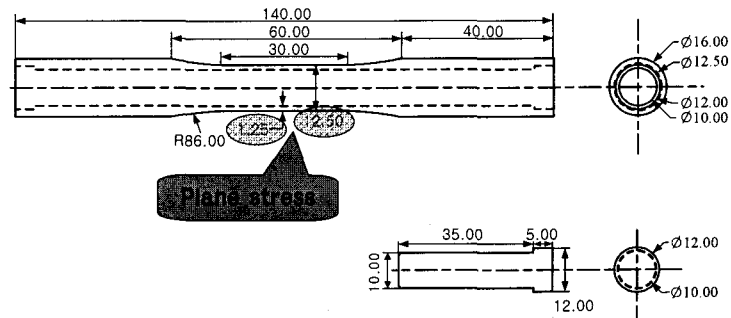
Introduction

- ◆ Continuous construction and plan of nuclear power plant for electric power security
- ◆ Increase of accident and breakdown at equipment of nuclear power plant (IAEA '99)



Specimen

- ◆ Virgin Material (As received)
- ◆ Degraded material (Thermal aging for 3600 hrs at 430°C)
- ◆ Thin-walled tubular specimen
- ◆ Electrolytic polishing (To inhibit fatigue crack initiation from the inner surface)



3

RIST
포항산업과학연구원

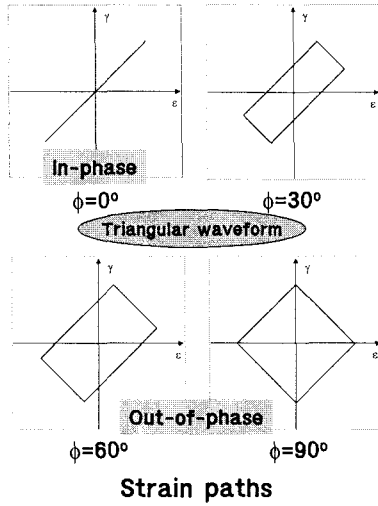
Mechanical Properties & Fatigue Data

	Virgin material		3600 hrs degraded	
	Axial property	Shear property	Axial property	Shear property
Transition fatigue life ($2N_f$)	125,111	115,924	76,186	47,224
Fatigue strength coefficient (σ_f, τ_f), [MPa]	822	570	840	692
Elastic modulus (E, G), [MPa]	198	77	199	78
Elastic Poisson's ratio (ν_e)	0.28			
Plastic Poisson's ratio (ν_p)	0.50			
$\sigma_f'/E, \tau_f'/G$	0.00414	0.00736	0.00423	0.00890
Fatigue ductility coefficient (ϵ_f', γ_f')	0.175	0.5701	0.1007	0.8175
Fatigue strength exponent (b, c)	0.111	0.125	0.116	0.137
Fatigue ductility exponent (b', c')	0.430	0.498	0.398	0.557

4

RIST
포항산업과학연구원

Multiaxial Fatigue Test Condition



#	ϵ_a (%)	γ_a (%)	$\lambda(\gamma_a/\epsilon_a)$	ϕ
1	0.20	0.30	1.50	0°
2	0.30	0.50	1.67	0°
3	0.80	0.90	1.13	0°
4	0.45	1.10	2.44	0°
5	0.40	0.45	1.13	30°
6	0.50	0.65	1.30	60°
7	0.45	0.75	1.67	90°
8	0.25	0.55	2.20	90°
9	0.20	0.40	2.00	90°
10	0.30	1.20	4.00	90°

5

RIST

포항산업과학연구원

Results

Obtained from the hysteresis loops at $\frac{1}{2}$ point of the fatigue life

#	λ	ϕ [deg.]	σ_{\max} [MPa]	τ_{\max} [MPa]	N_f
1	1.50	0°	168	112	12,453
2	1.67	0°	197	132	5,284
3	1.13	0°	307	126	1,102
4	2.44	0°	173	187	1,528
5	1.13	30°	268	143	2,931
6	1.30	60°	360	231	1,341
7	1.67	90°	367	270	663
8	2.20	90°	273	203	3,738
9	2.00	90°	179	148	8,341
10	4.00	90°	264	279	612

Virgin materials

#	λ	ϕ [deg.]	σ_{\max} [MPa]	τ_{\max} [MPa]	N_f
1	1.50	0°	170	116	11,032
2	1.67	0°	202	152	3,174
3	1.13	0°	319	144	457
4	2.44	0°	180	196	887
5	1.13	30°	277	158	2,755
6	1.30	60°	363	236	1,263
7	1.67	90°	463	306	571
8	2.20	90°	292	215	2,896
9	2.00	90°	187	156	6,564
10	4.00	90°	274	285	411

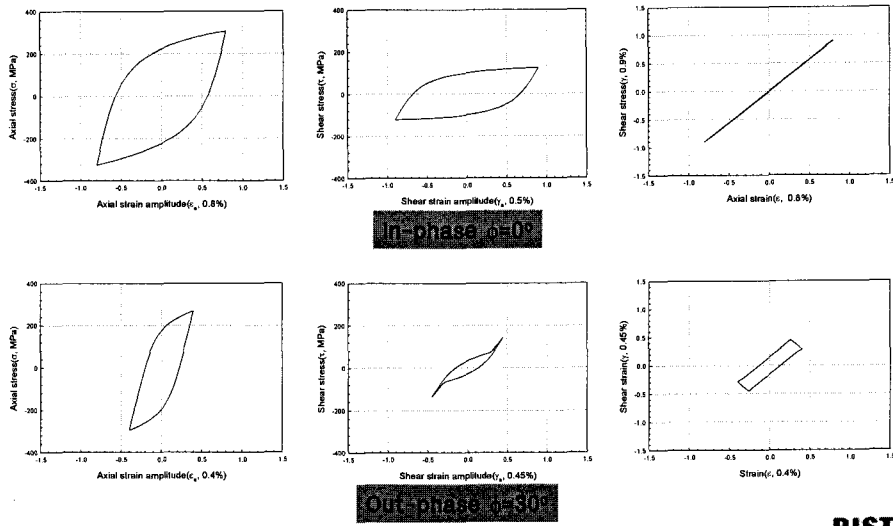
Degraded materials

6

RIST

포항산업과학연구원

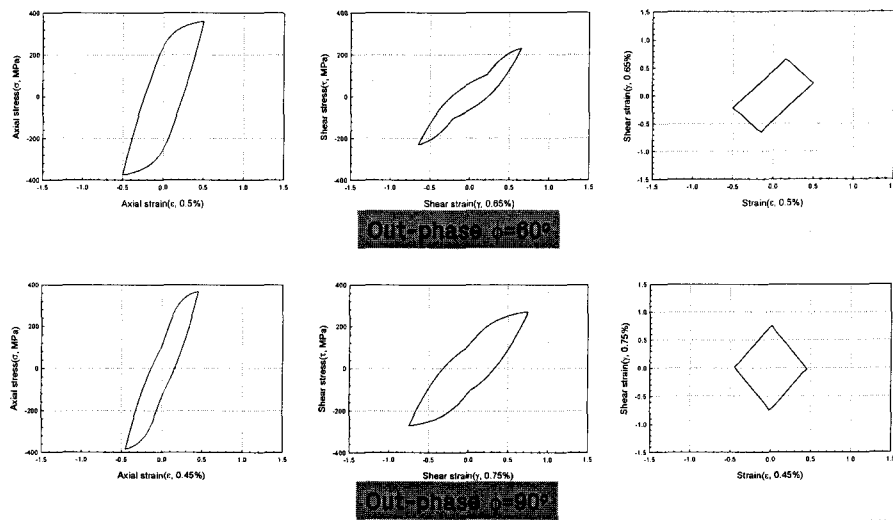
Results : Hysteresis loops of virgin material



7

RIST
포항공업과학기술연구원

Results : Hysteresis loops of virgin material



8

RIST
포항공업과학기술연구원

The von Mises Equivalent Strain

$$\epsilon_{eq} = \left[\frac{(\epsilon_{xx} - \epsilon_{yy})^2 + (\epsilon_{yy} - \epsilon_{zz})^2 + (\epsilon_{zz} - \epsilon_{xx})^2 + \frac{3}{2}(\gamma_{xy}^2 + \gamma_{yz}^2 + \gamma_{zx}^2)}{2(1 + \nu_{eff}^2)} \right]^{1/2}$$

$$\nu_{eff} = \frac{\epsilon_e \nu_e + \epsilon_p \nu_p}{\epsilon_a}$$

$$\begin{aligned} \epsilon_{xx} &\neq 0 & \gamma_{xy} &\neq 0 \\ \epsilon_{yy} = \epsilon_{zz} &= -\nu_{eff} \epsilon_{xx} & \gamma_{yz} = \epsilon_{zx} &= 0 \end{aligned}$$

$$\epsilon_{eq} = \left[\epsilon_{xx}^2 + \frac{3}{4(1 + \nu_{eff})^2} \gamma_{xy}^2 \right]^{1/2}$$

Thin walled tubular specimen

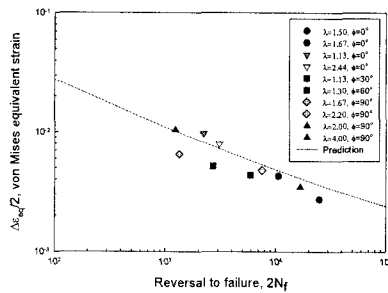
$$\frac{1}{2} \Delta \epsilon_{eq}' = \frac{1}{2} \Delta \epsilon_{eq}^e + \frac{1}{2} \Delta \epsilon_{eq}^p = \frac{\sigma_f}{E} (2N_f)^b + \epsilon_f (2N_f)^c$$

RIST

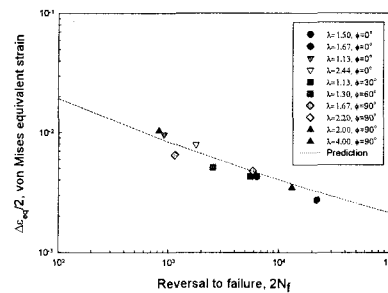
포항산업과학연구원

9

The von Mises Equivalent Strain



Virgin materials



Degraded materials

$$\frac{1}{2} \Delta \epsilon_{eq}' = \frac{\sigma_f}{E} (2N_f)^b + \epsilon_f (2N_f)^c$$


RIST

포항산업과학연구원

10

Fatemi-Socie (FS) Parameter

$$\frac{\Delta\gamma_{\max}}{2} \left(1 + k \frac{\sigma_n^{\max}}{\sigma_y}\right) = C$$



k : material constant

$\Delta\gamma_{\max}/2$: maximum shear strain amplitude

σ_n^{\max} : maximum normal stress

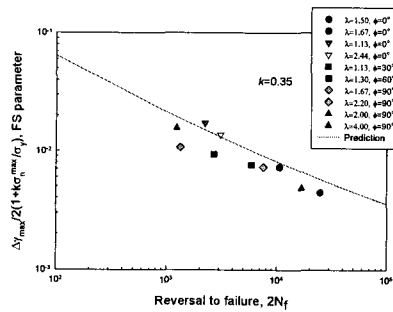
σ_y : yield strength

$$\frac{\Delta\gamma_{\max}}{2} \left(1 + k \frac{\sigma_n^{\max}}{\sigma_y}\right) = \frac{\tau_f}{G} (2N_f)^b + \gamma_f (2N_f)^c$$

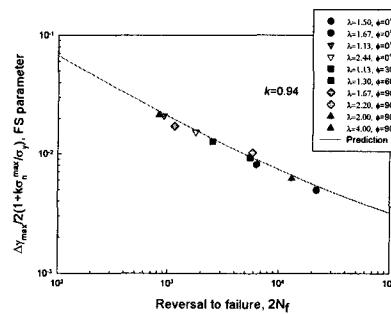
11

RIST
한국과학기술연구원

Fatemi-Socie (FS) Parameter



Virgin materials



Degraded materials

$$\frac{\Delta\gamma_{\max}}{2} \left(1 + k \frac{\sigma_n^{\max}}{\sigma_y}\right) = \frac{\tau_f}{G} (2N_f)^b + \gamma_f (2N_f)^c$$

12

RIST
한국과학기술연구원

Smith-Watson-Topper (SWT) Parameter

$$\sigma_1^{\max} = \sigma_f' (2N_f)^b$$

$$\frac{\Delta \varepsilon_1}{2} = \frac{\sigma_f'}{E} (2N_f)^b + \varepsilon_f' (2N_f)^c$$

σ_1^{\max} : maximum normal stress

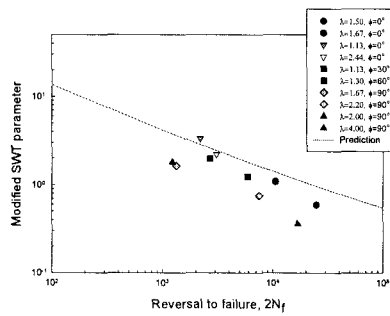
$\Delta \varepsilon_1/2$: maximum principal strain

$$\frac{\Delta \varepsilon_1}{2} \sigma_1^{\max} = \frac{\sigma_f'^2}{E} (2N_f)^{2b} + \sigma_f' \varepsilon_f' (2N_f)^{b+c}$$

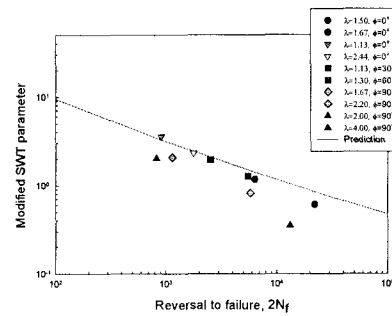
13

RIST
한국과학기술연구원

Smith-Watson-Topper (SWT) Parameter



Virgin materials



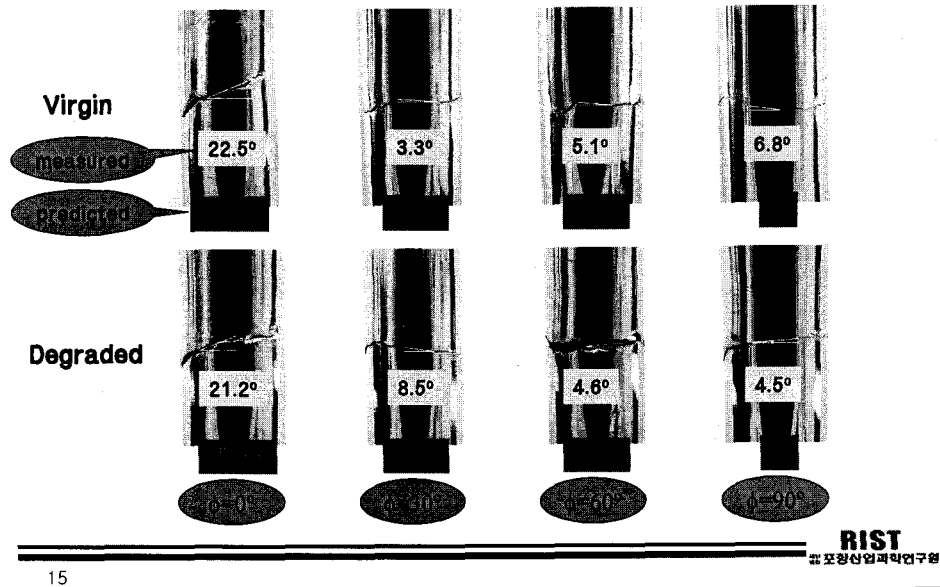
Degraded materials

$$\frac{\Delta \varepsilon_1}{2} \sigma_1^{\max} = \frac{\sigma_f'^2}{E} (2N_f)^{2b} + \sigma_f' \varepsilon_f' (2N_f)^{b+c}$$

14

RIST
한국과학기술연구원

Prediction of Crack Orientation



15

Conclusions

Multiaxial fatigue tests were conducted on virgin and 3600 hrs degraded materials for CF8M under axial-torsional load.

The following conclusions were obtained:

- (1) The material properties and the change of the fatigue life
 - Acquisition data for multiaxial fatigue life prediction
 - Fatigue life decreased by material degradation
- (2) The prediction of the fatigue life under the combined axial-torsional loading
 - Multiaxial fatigue life decreased by material degradation
 - FS parameter showed the best results
 - Non of three models showed any prediction of the fatigue life in the conservative aspect.

16

RIST
포항산업과학연구원