

해상운송을 고려한 공 컨테이너 재배치에 관한 연구

배 희철* · † 문 일경*

*부산대학교 산업공학과

요 약 : 해상운송에 있어서 컨테이너 운송수요의 증가와 변화에 효율적으로 대응하기 위해서는 공 컨테이너(Empty Container)의 효율적인 관리 및 최적화 할 수 있는 기술이 요구되고 있다. 본 연구에서는 다품목을 고려한 다수의 포트간의 공 컨테이너 재배치문제를 다루고자 한다. 공 컨테이너의 효율적인 관리 및 운영을 위한 수리 모형을 통해 지역간의 공 컨테이너 재배치량과 지역내 데포간의 공 컨테이너 재배치량을 결정하고자 한다. 간단한 수치실험을 통해 해상 지역내와 해상 지역간을 통합한 다 지역간의 재배치 방안의 효율성을 보이고자 한다.

핵심용어 : 공 컨테이너, 다 지역간 재배치, 해상 재배치

해상운송을 고려한 공 컨테이너 재배치에 관한 연구

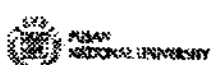
배희철, 문일경

부산대학교 산업공학과

*이 논문은 2007년 정부(교육과학기술부)의 재원으로 한국학술진흥재단의 지원을 받아 수행된 연구임
(지방연구중심대학육성사업/차세대물류IT기술연구사업단)

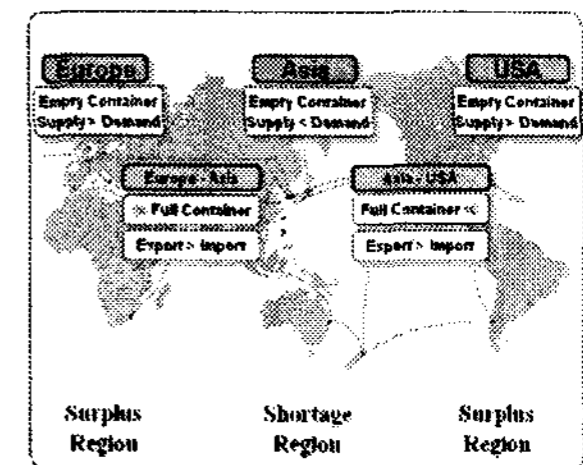
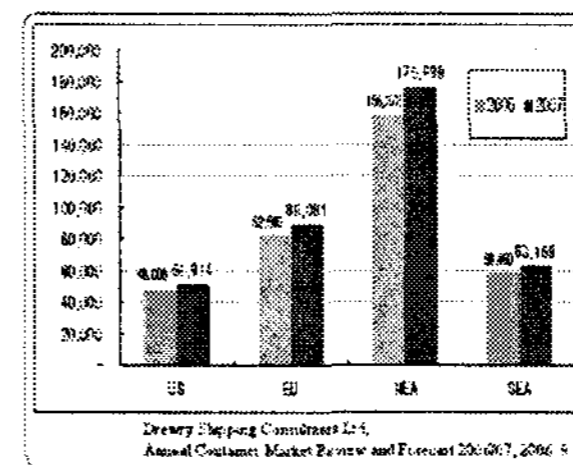
Contents

1. Introduction
2. Literature review
3. Mathematical model
4. Numerical example
5. Conclusions



† 교신저자 : 문일경, ikmoon@pusan.ac.kr

1. Introduction




- Global container population has increased.
- The difference between import and export containers has increased.
- There is a regional empty container imbalance.



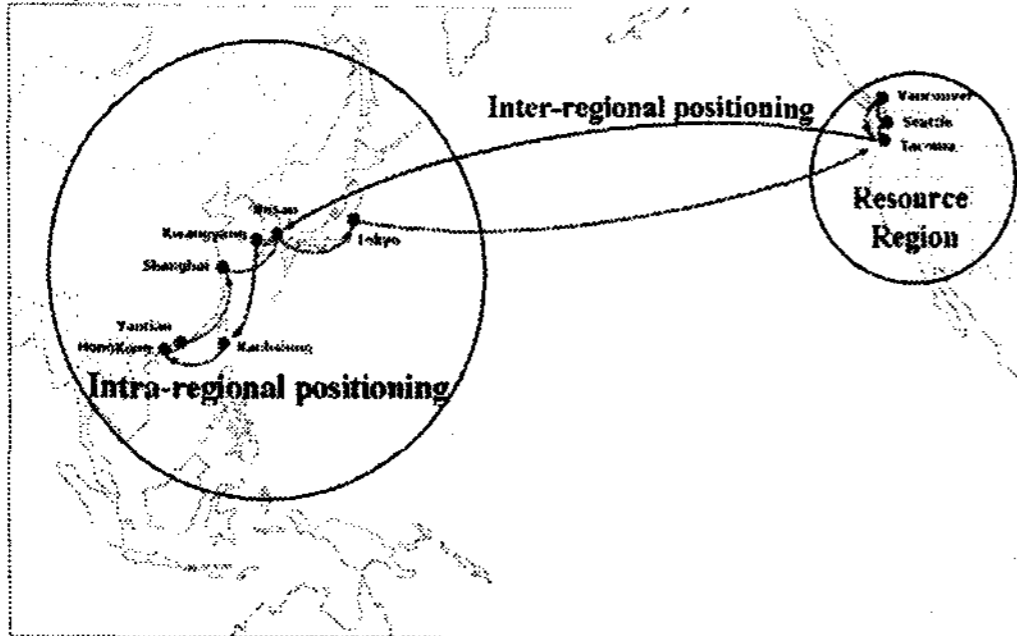
1. Introduction

- ◆ In the paper, there are two kinds of distribution network problems.
- ◆ Intra-regional positioning problem
 - Several non-identical depots
 - One level distribution network problem
- ◆ Multi-regional positioning problem
 - A regional depot and N non-identical depots
 - Inter-regional and intra-regional positioning problem
 - Two level distribution network problem



1. Introduction

- ◆ One resource depot from US region and N non-identical depots in EA region



3. Mathematical model

◆ Problem data

- ◆ p_{ik} : inter-regional positioning cost per unit for container type k at depot i in period t ;
- ◆ h_{ik} : inventory holding cost for container type k at depot i in period t ;
- ◆ c_{ijk} : intra-regional positioning cost per unit for container type k from depot i to depot j in period t ;
- ◆ d_{jk} : demand of depot j for container type k in period t ;
- ◆ r_i : positioning capacity (quota of transportation) at depot i in period t ;
- ◆ K_i : storage space capacity (limitation) at depot i in period t .

1. Introduction

- ◆ Multi-regional positioning problem
 - Inter-regional positioning orders are placed with a resource depot.
 - In each period, intra-regional positioning provides a means to reconcile demand-supply mismatches within N non-identical depots.
- ◆ The goal is to find the inter-regional positioning and intra-regional positioning quantities that minimize the expected long-run average cost over an infinite horizon.
 - The cost is the sum of the inter-regional positioning, intra-regional positioning, and inventory holding costs.

3. Mathematical model

◆ Decision variables

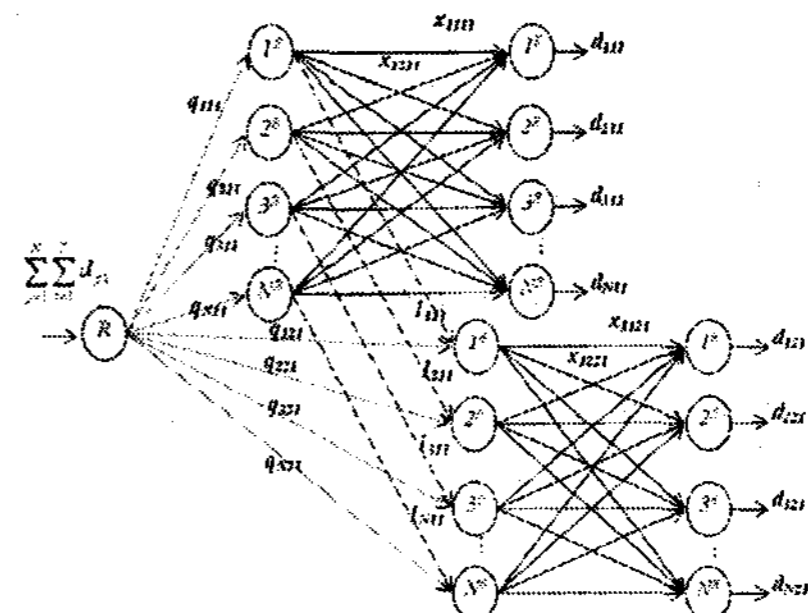
- ◆ q_{ik} : inter-regional positioning quantity of container type k at depot i in period t ;
- ◆ I_{ik} : amount of container type k in inventory at depot i at the end of period t ;
- ◆ x_{ijk} : intra-regional positioning quantity of container type k from depot i to depot j in period t .

2. Literature review

- ◆ Empty container allocation model for an inland transportation
 - T.G. Crainic, M. Gendreau, and P. Dejax (*Operations Research*, 1993)
- ◆ Empty container allocation problem at a port
 - J.A. Li, K. Liu, S.C. Leung, and K.K. Lai (*Mathematical and Computer Modelling*, 2004)
- ◆ Empty container allocation problem between multi-ports
 - J.A. Li, S.C. Leung, Y. Wu, and K. Liu (*European Journal of Operational Research*, 2007)

3. Mathematical model

- ◆ Network representation of the multi-regional positioning problem
 - ◆ Single-commodity, two-period, N-depot representation



3. Mathematical model

◆ Mathematical Model

$$\min \sum_{i=1}^N \sum_{t=1}^T \sum_{k=1}^K \left(P_{itk} \cdot q_{itk} + h_{itk} \cdot I_{itk} + \sum_{j=1}^N c_{ijt} \cdot x_{ijt} \right)$$

subject to

$$I_{i,t-1,k} + q_{itk} = \sum_{j=1}^N x_{ijt} + I_{itk}, \quad i=1, \dots, N, t=1, \dots, T, k=1, \dots, K, \quad (1)$$

$$\sum_{i=1}^N x_{ijt} = d_{jt}, \quad j=1, \dots, N, t=1, \dots, T, k=1, \dots, K, \quad (2)$$

$$\sum_{k=1}^K q_{itk} \leq v_{it}, \quad i=1, \dots, N, t=1, \dots, T, \quad (3)$$

$$\sum_{k=1}^K I_{itk} \leq K_{it}, \quad i=1, \dots, N, t=1, \dots, T. \quad (4)$$

4. Numerical example

- ◆ Average inter-regional positioning quantity (q_{itk})
- ◆ Average intra-regional positioning quantity (x_{ijt})
- ◆ Average total relevant cost of 30 randomly generated problems

Table 3. Computational results for test problems

Problem	Avg q_{itk}	Avg x_{ijt}	Avg Total Cost
1	3,954	0	101,133
2	3,878	326	96,497
3	4,039	816	89,695
4	4,012	1,157	86,179

4. Numerical example

- ◆ We tested four problems on 30 randomly generated problems.

Table 1. Distribution for randomly generated problems

Parameters		Interval
inter-regional positioning costs	P_{itk}	[15,30]
inventory holding costs	h_{itk}	[10,20]
intra-regional positioning costs	c_{ijt}	[5,10]
demand	d_{jt}	[0,100]
inter-regional positioning capacity	v_{it}	[200,400]
storage space capacity	K_{it}	[100,300]

5. Conclusions

- ◆ We consider the multi-regional ocean positioning problem.
 - Multi-level, multi-period, multi-commodity problem
- ◆ We show the cost effectiveness of multi-regional positioning case by numerical example.
- ◆ We will develop a heuristic algorithm to solve a large size problem.
- ◆ We will perform more meaningful computational experiments
 - by comparing with other solution methods.
 - by testing a large size problem.

4. Numerical example

- ◆ Four test problems are considered by the intra-regional positioning cost factors.
- ◆ Intra-regional positioning cost among central depot and remote depots

Table 2. Four test problems by intra-regional positioning cost factors

Problem	c_{0jk}	c_{10k}	c_{j1k}
1	∞	∞	∞
2	c_{0jk}	∞	∞
3	c_{0jk}	c_{i0k}	∞
4	c_{0jk}	c_{i0k}	c_{j1k}

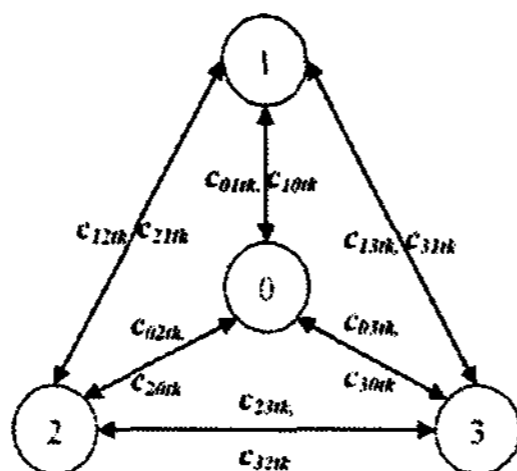


Figure 5. Configuration of intra-regional positioning with four depots