

權龍水<sup>1)</sup>

(The World Competitiveness Report 1994) 1985 가  
(World Economic Forum) (International Institute for Management Development: IMD) 가 가 381가

1 R&D , R&D, R&D , R&D , R&D , R&D ; 3

R&D , , 30

가 1 가 가  
OECD 가 7 1970  
R&D 軍·民 兼用 (WTO) 가

1

1.

1)

104

가 (Office of Technology Assessment: OTA),  
(CBO:Congressional Budget Office) (GAO: General Accounting Office)  
(Competition Policy Council)가

2)

府 가 (NEC:National Economic Council)가 , ,  
(OMB) 3 (Council of

Economic Advisers)

(Council on Environmental Quality) 3 가

(Office of Science and Technology Policy)

가 , 가

가

(OMB: Office of Management and Budget)

가

가 (National Science and Technology Council: NSTC)

가

1993 11  
NSTC

( )

가 (Department of Defense:DOD)

(DRE),

(Defense Science Board),

(The Office of Research and Technology),

(The Office of Naval Research),

(The Office of Research and Engineering)

(Defence

Agencies)

(Advanced Research Project Agency: ARPA)

(Department of Commerce: DOC)

(Technology Policy)

가 (National Institute of Standards and Technology:NIST)

가

가

, Malcolm Bridge 가

賞

가 (National Science Foundation: NSF)

가

(Grant), (Contract),

(Consortium),

가 (National Aeronautics and Space Administration:NASA)

(Department of Energy:DOE)

武器/

武器/

가

(Department of Health and Human Services:HHS)

(National Insuitutes of Health:NIH)가

가 (National Academies)

가

(National Academy of Sciences), 가

(National Academy of Engineering),

(Institute of Medicine), 가

(National Research Council)





1990 20 .  
 1991 367,000 70,000 가 . 1991  
 1,5%  
 8.7%, 4.0%, 3.1% 가 . 1991 1983 5.9%, 2.6%, 2.2% 가 1992  
 , 1991 18.8%  
 가 가 1992 23,000 , 3.4% , 1991 1992  
 가 2,400

2.

1993 R&D 가 1,610 , R&D 2.6% 가 R&D 가  
 R&D 가  
 R&D

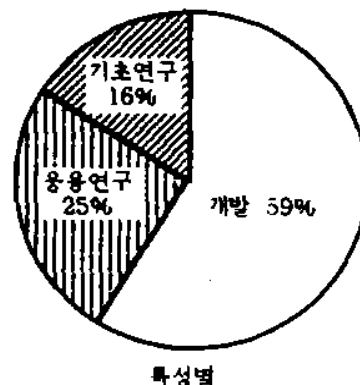
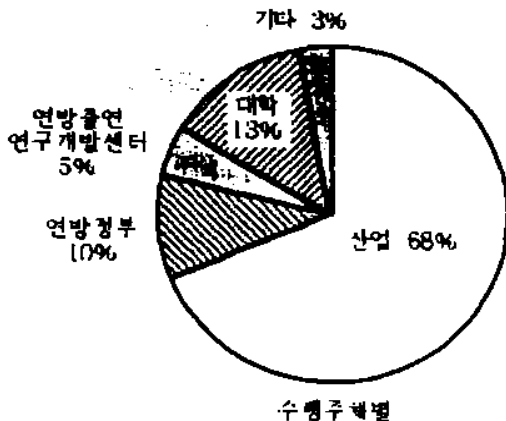

1) 가 R&D

가 R&D 0.9% . R&D . 1975-85 5.3%, 1985 1993 가  
 1993 1,610 GDP 2.6% .  
 11% R&D , R&D 1 . 1991 R&D , R&D  
 , R&D 17% , 1980 R&D .  
 , R&D 51% 52%, , 1985 46% 1993 42%  
 , 3% 6% 가 .  
 가 , ( R&D (FERDC) ) R&D 1985 9% 1993 13%  
 72% 68% .  
 R&D , 가 R&D 1985 65% 1993 59%  
 , 22% 3 25% 가 , 13% 16% 가 R&D 가

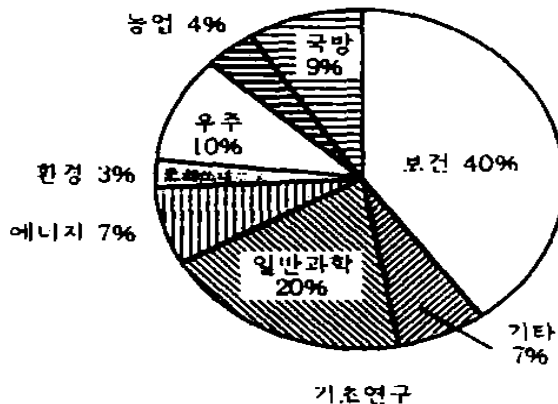
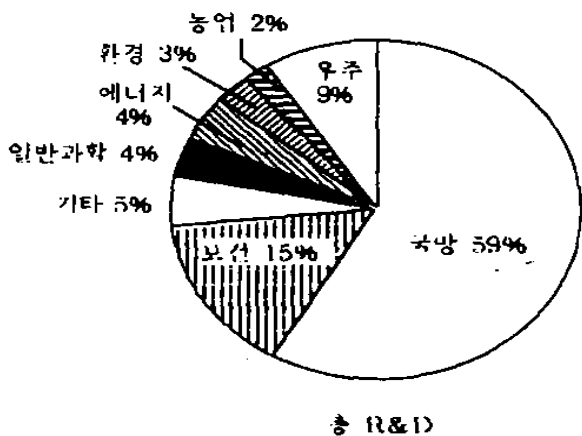
2) R&D

R&D 1989 9 11 , 2 가 .

< 1 > 가 R&D : 1993



< 2 > R&D : 1994



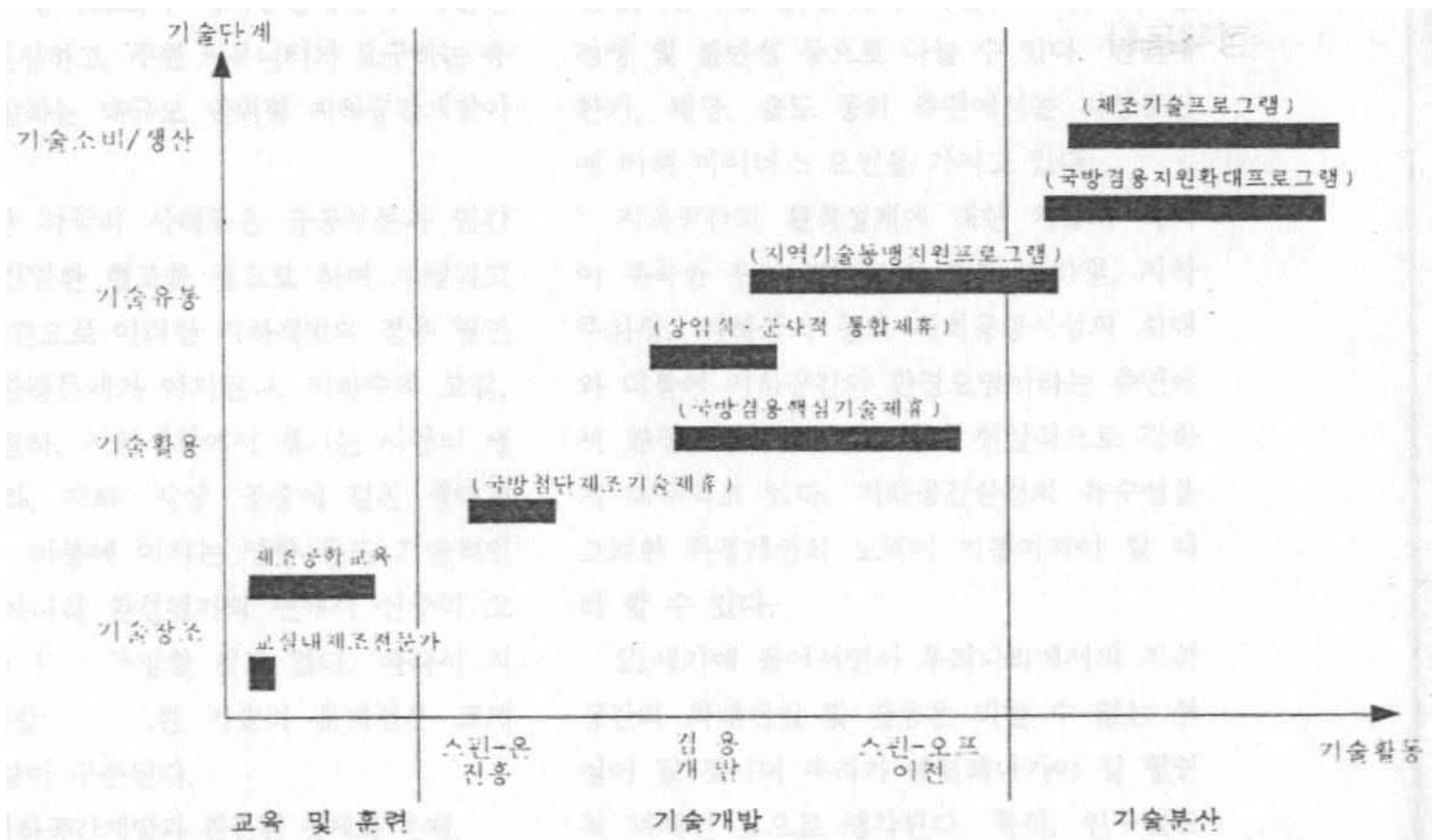
1994 R&D ( ) 59%, 15%, 9%, ( ) 4%, 4% .

(USDA) 25 (HHS) 15%, 6 95% (NASA) 13%, (DoE) 11%, (DoD) 51%, (NSF) 3%,

'80 '89 56% 51% , 가 .

Spin - Off . Spin - Off (TRP) Spin - On , Spin - On (Dual Use)

< 3 > R&D :



자료: Technology Reinvestment Project, Advanced Research Projects Agency, Program Information Package for Defense Technology Conversion, Reinvestment, and Transition Assistance (Arlington, VA: ARPA, 1993).

3.

(National Technical Information Service : NTIS)가  
 (Defence Technical Information Center: DTIC), ERIC,  
 (Office of Science Education and Technical Information :OSETI)

가

. DIALOG

DB

DB 가

(NTIS ), 3가 ( 가 )

1.

1993 10 , 가 가'가  
 (FCCSET: )  
 가 , 가  
 가 가 . 1993 11 ,  
 가





가

50%

가 가

(Needs)

가 가

發案 가

가

가 가

(CRADAs)

(National Competitiveness Technology Transfer Act(NCTTA))

1986

1989 가

82% 가  
110 3,200

271

1995

30

1993 2  
1993 2

11  
11  
16%

1994

10~20%

650

(METP)

가가 가

, 州

, LINKS

4가

1993 3

軍·民

1993

41%

1998

(TRP)

50%

1992

(Defence Conversion, Reinvestment and Transition Assistance Act of 1992)

8

省

1993

4 8

(TRP)

가 ( : ) 가 가 1993

(Dual - Use Critical Technology Partnerships)(95.2),  
 (Commercial - Military Integration Partnerships)(47.6), (Defence Advanced  
 Manufacturing Technology Partnerships)(23.7), (Regional Technology Alliances)(  
 )(95.2)

(Defence Manufacturing Extension Program)(95.2),  
 (Defence Dual - Use Assistance Extension Program)(95.2)

(Manufacturing Engineering Education Grant Program)  
 (Manufacturing Managers in the Classroom)(28.6)

1990 ,  
 (pre - competitive) 가  
 (Advanced Technology Program) 1  
 2가 가 ( 50% )

1993 67.9 1994 199.5 , 1997  
 750 1996

2)

가 가 가  
 가 가 가  
 가 가 가 (National  
 Information Infrastructure)

1993 9 , ‘ 가 ’

가  
 가  
 , TV, ,  
 , ,  
 , 가 , 1994 2 가 2000  
 , 가  
 1993 12 (ITER) 가

가

가가

1993 6 ,

180  
4

競爭的 環境

가

가

가

가

【     】

- 1) 권용수(1995), *미국의 과학기술체제와 정책*, 과학기술정책관리연구소(STEPI) 국별과학기술정책분석 94-01.
- 2) 남영호, 김치용, 조만형(1994), *2000년대를 향한 국가 과학기술정보 유통시스템 구상*, 과학기술정책관리연구소(STEPI) 정책연구 94-21, pp. 168~174.
- 3) 박경선 편역(1995), *1994년도 일본과학기술백서*, 과학기술정책관리연구소(STEPI) 조사자료 95-05.
- 4) 박경선 편역(1994), *미국의 산업기술개발정책동향*, 과학기술정책관리연구소(STEPI) 조사자료 94-07.
- 5) Mowery, D. C. & N. Rosenberg(1993), "The U.S. National Innovation Systems", in *National Innovation Systems: A Comparative Analysis* edited by R.R. Nelson, Oxford University Press.
- 6) National Academy Press(1992), *The Government Role in Civilian Technology: Building a New Reliance*, Washington, D. C., p. 74.
- 7) National Science Board(1993), *Science & Engineering Indicators-1993.*, Washington, D.C., U.S. Government Printing Office.
- 8) Office of Federal Register et. al.(1994), *The United States Government Manual, 1994/1995*, Washington D.C.
- 9) Patel, P. and K. Pavitt(1994), "The Nature and Economic Importance of

- National Innovation Systems”, *Science Technology Industry Review*, No. 14, p.16.
- 10) Technology Administration, NIST, *Setting Priorities and Measuring Results at the National Institute of Standards and Technology*, January 1994, Washington, DC.
- 11) Teich, A.H., S.D. Nelson, & C. McEnaney ed.(194), *AAAS Science and Technology Policy Yearbook 1993*, American Association for the Advancement of Science, Washington, D.C.
- 12) The Vice President Al Gore, *From Red Tape to Results-Creating a Government that Works Better & Costs Less: Report of the National Performance Review*, September 1993.
- 13) The White House, *Technology for Economic Growth: President’s Progress Report*, November 1993.

1)