

Chemical Constituents of the Himalayan Yew, A Review[†]

Biswanath Das* and G. Anjani

Organic Chemistry Division-I, Indian Institute of Chemical Technology,
Hyderabad-500 007, India

Abstract – A large number of chemical constituents have been reported from the Himalayan yew [*Taxus baccata* (Linn) or *T. wallichiana* (Zucc)]. These constituents are mainly taxoids and phenolics. Taxol, a lead anticancer agent, is the most important constituent. Other compounds have also been found to possess interesting biological properties. The literature concerning the chemistry and bioactivity of the constituents of the Himalayan yew has been briefly reviewed.

Key words – Himalayan yew, *Taxus baccata* (*T. wallichiana*), taxoids, phenolics, chemistry, bioactivity.

Introduction

The yew plants (*Taxus* species, family Taxaceae) have gained a significant attraction in recent years because of their biologically active chemically complex metabolites. Taxol (1) (Wani *et al.*, 1971), an exceptionally promising cancer chemotherapeutic agent, was originally isolated from the bark of *T. brevifolia* but recently the compound has been reported (Das *et al.*, 1996d) from different parts of various other yew plants. In India the yew plants are available in the Himalayan region. The Himalayan yew is often referred to as *T. baccata* (Linn) but some authors have recently described it as *T. baccata* subsp. *wallichiana* (Zucc) or simply as *T. wallichiana* (Zucc) (Chattopadhyay and Sharma, 1995b; Appendino, 1995). The plants are found (Chopra *et al.*, 1956 and Bahoray *et al.*, 1979) in the temperate Himalayas at altitudes between 1800 and 3300 m. They

are slow growing long lived evergreen trees, usually 6 m or so in height and about 1.5 m in girth. The bark is reddish brown, thin and scaly. The leaves are distichous and linear with recurved margin. Due to pointed apex they are called as needles. The male and female flowers are produced by different trees.

The Himalayan yew has long been used as a medicinal plant (Chopra *et al.*, 1956; Bahoray *et al.*, 1979; Bhakuni *et al.*, 1969; Khanna *et al.*, 1969; and Vohora *et al.*, 1971). Its leaves and fruits are credited with emmenagogue, anticephalalgic, sedative and antispasmodic properties. The leaves are used for the treatment of hysteria, epilepsy and nervousness. They are stomachic, anti-asthmatic, cardiotoxic and abortifacient. Aerial parts of the plant exhibit hypothermic activity.

Chemical investigation on the Himalayan yew has resulted in the isolation of its various chemical constituents (Table 1). The most important constituent is taxol (1) (Wani *et al.*, 1971), a lead anticancer agent. Different other constituents also exhibit interesting biological properties. Here, we review briefly the chemistry and bioactivity

*Author for correspondence

[†] Part X in the series, "Review on the Chemical Constituents of Medicinal Plants and Bioactive Natural Products. IICT Communication No. 4079

Table 1. Compounds Reported from the Himalayan Yew

S.No	Name (Structure) Mol. Formula m.p. (Solvent) [α] _D (Solvent)	Plant part (s) from which the compound was reported.	Reference
A	TAXOIDS		
1	Taxol (1) C ₄₇ H ₅₁ NO ₁₄ 198-203° (aq. MeOH) -42.0° (c 0.37, MeOH)	Needles, stems and roots, cultured cells and endophytic fungus, <i>Pestalotiopsis microspora</i>	Powell <i>et al.</i> , 1979; Miller <i>et al.</i> , 1981; George <i>et al.</i> , 1993; Velde <i>et al.</i> , 1994; Chattopadhyay <i>et al.</i> , 1994; Bashyal <i>et al.</i> , 1994; Zhang <i>et al.</i> , 1995a; Das, 1996a; Strobel <i>et al.</i> , 1996; Conneely <i>et al.</i> , 1996; Wang, 1997; Wang <i>et al.</i> , 1997; Singh <i>et al.</i> , 1997; Das <i>et al.</i> , 1998a, 1998b.
2	Cephalomannine (2) C ₄₇ H ₅₃ NO ₁₄ 184-185° (aq. MeOH) -41.0° (c 0.39, MeOH)	Needles, stems and roots	Powell <i>et al.</i> , 1979; Miller <i>et al.</i> , 1981; Velde <i>et al.</i> , 1994; Zhang <i>et al.</i> , 1995a; Wang, 1997; Singh <i>et al.</i> , 1997.
3	Baccatin III (3) C ₃₁ H ₃₈ O ₁₁ 229-231° (CHCl ₃) -54.0° (c 0.41, MeOH)	Needles, stems and roots	Powell <i>et al.</i> , 1979; Miller <i>et al.</i> , 1981; Wang, 1997.
4	1- β -Hydroxybaccatin I (4) C ₃₂ H ₄₄ O ₁₄ 237-238° (AcOMe-n-C ₆ H ₁₄) +98.0° (c 1.01, CHCl ₃)	Needles, stems and roots	Miller <i>et al.</i> , 1981; Barboni <i>et al.</i> , 1993; Chattopadhyay <i>et al.</i> , 1996a; Rojatkar <i>et al.</i> , 1996.
5	19-Hydroxybaccatin III (5) C ₃₁ H ₃₇ O ₁₂ 171-172° (MeOH)	Needles, stems and roots	McLaughlin <i>et al.</i> , 1981
6	10-Deacetyltaxol (6) C ₄₁ H ₅₃ NO ₁₃ Amorphous	Needles, stems and roots	McLaughlin <i>et al.</i> , 1981; Wang, 1997.
7	10-Deacetylcephalomannine (7) C ₄₃ H ₅₁ NO ₁₃ Amorphous	Needles, stems and roots	McLaughlin <i>et al.</i> , 1981.
8	10-Deacetyl baccatin III (8) C ₂₉ H ₃₆ O ₁₀ 230-232° (CHCl ₃)	Needles and twigs	Appendin <i>et al.</i> , 1992; Barboni <i>et al.</i> , 1993; George <i>et al.</i> , 1993; Chattopadhyay <i>et al.</i> , 1994; Velde <i>et al.</i> , 1994; Das <i>et al.</i> , 1995b, 1995c, 1996e, 1998b, 1998c; Zhang <i>et al.</i> , 1995a; Das 1996a; Lee <i>et al.</i> , 1996; Reddy and Krupadanam, 1996; Rojatkar <i>et al.</i> , 1997; Singh <i>et al.</i> , 1997, Wang, 1997.
9	14 β -Hydroxy-10- deacetyl baccatin III (9) C ₂₉ H ₃₆ O ₁₁ 215-217° (MeOH) -43.2° (c 0.2, MeOH)	Needles	Appendino <i>et al.</i> , 1992; Das <i>et al.</i> , 1995c, 1996c; Das, 1996a
10	Brevifoliol (10) C ₃₁ H ₄₀ O ₉ 200-202° (n-C ₆ H ₁₄ -Me ₂ CO) -24.0° (c 3.49, CHCl ₃)	Needles and twigs	Barboni <i>et al.</i> , 1993; Appendino <i>et al.</i> , 1993a; George <i>et al.</i> , 1993; Velde <i>et al.</i> , 1994; Das <i>et al.</i> , 1995b, 1995c, 1996c, 1998b, 1998c; Chattopadhyay and Sharma, 1995b; Das, 1996a; Chattopadhyay <i>et al.</i> , 1996a

Table 1. Continued

S.No	Name (Structure) Mol. Formula m.p. (Solvent) [α] _D (Solvent)	Plant part (s) from which the compound was reported.	Reference
11	2-Debenzoyl-14 β -benzoyloxy-10- deacetylbaecatin III (11) C ₂₉ H ₃₆ O ₁₁ 160° (Me ₂ CO-Et ₂ O) -30.0° (c 0.37, MeOH)	Needles	Appendino <i>et al.</i> , 1993b
12	10,15-Epoxy-11-(15 \rightarrow 1)-abeo-10- deacetylbaecatin III (12) C ₂₉ H ₃₄ O ₉ Oil -18.0° (c 1.2, CH ₂ Cl ₂)	Needles	Appendino <i>et al.</i> , 1993b
13	13-Decinamoyltaxchinin B (Taxayuntin) (13) C ₃₅ H ₄₄ O ₁₃ 227-228° (Me ₂ CO-n-C ₆ H ₁₄) -40.0° (c 0.4825, MeOH)	Needles and Twigs	Barboni <i>et al.</i> , 1993; Appendino <i>et al.</i> , 1993a; Zhang <i>et al.</i> , 1994, 1995a; Das <i>et al.</i> , 1995a, 1995b, 1995c, 1996c, 1998b; Das, 1996a
14	13-Acetylbrevifoliol (14) C ₃₃ H ₄₂ O ₁₀ Amorphous +8.0° (c 1.0, MeOH)	Needles	Barboni <i>et al.</i> , 1993; Appendino <i>et al.</i> , 1993a; Chattopadhyay <i>et al.</i> , 1996a
15	* (15) C ₂₈ H ₄₀ O ₁₀ 232-233° (AcOMe-n-C ₆ H ₁₄) +82.0° (c 1.01, MeOH)	Needles	Barboni <i>et al.</i> , 1993; Appendino <i>et al.</i> , 1993a.
16	* (16) C ₂₂ H ₃₄ O ₆ 160-162° (AcOMe-n-C ₆ H ₁₄) -24.0° (c 1.1, MeOH)	Needles	Barboni <i>et al.</i> , 1993; Appendino <i>et al.</i> , 1993a.
17	*(17) C ₂₄ H ₃₆ O ₈ - -5.0° (c 0.95, MeOH)	Needles	Barboni <i>et al.</i> , 1993; Appendino <i>et al.</i> , 1993a.
18	2 α -Acetoxybrevifoliol (Taxchinin A) (18) C ₃₃ H ₄₂ O ₁₁ Amorphous -	Needles	Velde <i>et al.</i> , 1994; Chattopadhyay <i>et al.</i> , 1995b, 1996a.
19	Wallifoliol (19) C ₂₈ H ₃₄ O ₁₀ Amorphous -10.8° (c 0.65, MeOH)	Needles	Velde <i>et al.</i> , 1994.
20	7,2'-Bisdeacetoxy austrospicatin (20) C ₃₇ H ₅₁ NO ₈ 199-200° (Me ₂ CO) +112.9° (c 0.95, CHCl ₃)	Stem bark	Zhang <i>et al.</i> , 1994, 1995a.
21	Taxacustin (10,13- Deacetylabeobaccatin IV (21) C ₂₈ H ₄₀ O ₁₂ 220-222° -34.0° (c 1.0, MeOH)	Needles and stem bark	Zhang <i>et al.</i> , 1994, 1995a; Chattopadhyay <i>et al.</i> , 1995a

Table 1. Continued

S.No	Name (Structure) Mol. Formula m.p. (Solvent) [α] _D (Solvent)	Plant part (s) from which the compound was reported.	Reference
22	2-Deacetoxy-5-decinnamoyltaxinine J (22) C ₂₈ H ₄₀ O ₉ 188-190° +114.0° (c 1.0, MeOH)	Stem bark	Zhang <i>et al.</i> , 1994, 1995a; Chattopadhyay <i>et al.</i> , 1995b.
23	2-Deacetoxytaxinine J (23) C ₃₇ H ₄₆ O ₁₀ 162-164° (Me ₂ CO-n-C ₆ H ₁₄) +77.7° (c 2.06, CHCl ₃)	Stem bark and cultured cells	Zhang <i>et al.</i> , 1994, 1995a; Chattopadhyay <i>et al.</i> , 1995b, 1996a; Banerjee <i>et al.</i> , 1996; Rojatkar <i>et al.</i> , 1996; Das <i>et al.</i> , 1998b.
24	2'-Deacetoxy austrospicatin (24) C ₃₉ H ₅₃ NO ₁₀ 158-160° (Me ₂ CO) +94.3° (c 0.705, CHCl ₃)	Needles, stem bark and cultured cells	Zhang <i>et al.</i> , 1994, 1995a; Chattopadhyay <i>et al.</i> , 1996b; Banerjee <i>et al.</i> , 1996; Rojatkar <i>et al.</i> , 1997.
25	19-Debenzoyl-19-acetyltaxinine M (25) C ₃₀ H ₄₀ O ₄ Gum +2.8° (c 0.35, CHCl ₃)	Needles	Barboni <i>et al.</i> , 1995.
26	5-Cinnamoylbrevifoliol (Taxawallin C) (26) C ₄₀ H ₄₆ O ₁₀ Oil -41.5° (c 0.91, CHCl ₃)	Needles	Barboni <i>et al.</i> , 1995; Zhang <i>et al.</i> , 1995c.
27	10-Debenzoyl-2 α -acetoxybrevifoliol (27) C ₂₆ H ₃₆ O ₁₀ 180° +32.6° (c 2.2, MeOH)	Needles	Barboni <i>et al.</i> , 1995
28	7-Xylosyltaxol (28) C ₆₂ H ₈₉ NO ₁₈ -	Stem bark	Zhang <i>et al.</i> , 1995a.
29	10-Deacetyl-7-xylosyltaxol (29) C ₅₀ H ₆₇ NO ₁₇ -	Stem bark	Zhang <i>et al.</i> , 1995a.
30	10-Deacetyl-7-xylosyltaxol C (30) C ₄₉ H ₆₃ NO ₁₈ -	Stem bark and heart wood	Zhang <i>et al.</i> , 1995a; Chattopadhyay <i>et al.</i> , 1996e, 1997.
31	1-Hydroxy-2-deacetoxytaxinine J (Taxawallin A) (31) C ₃₇ H ₄₆ O ₁₁ 112-114° +64.0° (c 0.58, CHCl ₃)	Stem bark	Zhang <i>et al.</i> , 1995a, 1995b.
32	13-Acetyl-13-decinnamoyltaxchinin B (32) C ₃₇ H ₄₆ O ₁₄ 243-244° (Me ₂ CO-n-C ₆ H ₁₄) -54.0° (c 0.3219, CHCl ₃)	Needles	Das <i>et al.</i> , 1995a

Table 1. Continued

S.No	Name (Structure) Mol. Formula m.p. (Solvent) [α] _D (Solvent)	Plant part (s) from which the compound was reported.	Reference
33	Taxawallin D (33) C ₃₃ H ₄₂ O ₁₀ 122-124° -	Needles	Zhang <i>et al.</i> , 1995c.
34	Taxawallin F (34) C ₂₆ H ₃₈ O ₉ 124-125° -	Needles	Zhang <i>et al.</i> , 1995c.
35	Taxawallin G (35) C ₂₆ H ₃₈ O ₉ 270° (d) -	Needles	Zhang <i>et al.</i> , 1995b.
36	Taxawallin H (36) C ₂₆ H ₃₈ O ₉ 72-74° -	Needles	Zhang <i>et al.</i> , 1995c.
37	13-Decinnamoyl-9- deacetyltaxchinin B (37) C ₃₃ H ₄₂ O ₁₂ Amorphous -	Stem bark	Chattopadhyay <i>et al.</i> , 1996c.
38	Dihydrotaxol (38) C ₄₇ H ₅₃ NO ₁₄ Amorphous -	Stem bark	Chattopadhyay <i>et al.</i> , 1996d.
39	9-O-Benzoyl-9,10-dideacetyl- 11 (15→1)-abeobaccatin VI (39) C ₄₀ H ₄₆ O ₁₃ Amorphous -88.0° (c 0.5, CHCl ₃)	Stem bark and heart wood	Chattopadhyay <i>et al.</i> , 1996d, 1996e, 1997
40	9-O-Benzoyl-9-deacetyl-11 (15→1)-abeobaccatin VI (40) C ₄₂ H ₄₈ O ₁₄ Amorphous -72.00 (c 0.5, CHCl ₃)	Stem bark	Chattopadhyay <i>et al.</i> , 1996d
41	Taxusin (41) C ₂₈ H ₄₀ O ₈ 125-126° -	Heart wood	Chattopadhyay <i>et al.</i> , 1996e, 1997
42	2 α ,5 α ,10 β -Triacetoxy-14 β - (2'-methyl)-butyryloxy-4 (20) 11-taxadine (42) C ₃₁ H ₄₆ O ₈ 107-108° -	Heart wood	Chattopadhyay <i>et al.</i> , 1996e, 1997
43	Baccatin IV (43) C ₃₂ H ₄₄ O ₁₄ 198-199° (Me ₂ CO-n-C ₆ H ₁₄) -	Needles and stem bark	Chattopadhyay <i>et al.</i> , 1996a; Rojatkar <i>et al.</i> , 1996.

Table 1. Continued

S.No	Name (Structure) Mol. Formula m.p. (Solvent) [α] _D (Solvent)	Plant part (s) from which the compound was reported.	Reference
44	10-Deacetyl-7-epitaxol (44) C ₄₅ H ₄₉ NO ₁₃ -	Stems	Wang, 1997.
45	5-Deacetyl-1-hydroxybaccatin (45) C ₃₀ H ₄₂ O ₁₃ 208-210° (MeOAc-n-C ₆ H ₁₄) +76.0° (c 1.0, EtOAc)	I Needles	Barboni <i>et al.</i> , 1997
46	2-Dacetoxytaxinine B (46) C ₃₅ H ₄₂ O ₉ 240° (d) (EtOAc-n-C ₆ H ₁₄) +71.7° (c 0.03, CHCl ₃)	Needles	Shrestha <i>et al.</i> , 1997.
B PHENOLIC COMPOUNDS AND THEIR DERIVATIVES			
i) Lignans			
47	(-)-secoisolariciresinol (47) C ₂₀ H ₂₆ O ₆ 115-117° (CHCl ₃ -MeOH) -32.4° (c 0.4388, Me ₂ CO)	Needles, twigs and heart wood	Mujumdar <i>et al.</i> , 1972; Das <i>et al.</i> , 1993a, 1993b, 1994a, 1995b; Chattopadhyay <i>et al.</i> , 1997
48	Taxiresinol (48) C ₁₉ H ₂₂ O ₆ 158° (Me ₂ CO) +32.2° (EtOH)	Needles and heart wood	Mujumdar <i>et al.</i> , 1972; Chattopadhyay <i>et al.</i> , 1997
49	Isotaxiresinol (49) C ₁₉ H ₂₂ O ₆ 168-169° (aq. HOAc)	Needles and heart wood	Mujumdar <i>et al.</i> , 1972; Das <i>et al.</i> , 1993a, 1993b, 1994a; Chattopadhyay <i>et al.</i> , 1997
50	Epimers of conidendrin (50) C ₂₀ H ₂₀ O ₆ 230-237° (EtOH) -57.9° (c 0.14, Me ₂ CO)	Needles, stems and roots	Miller <i>et al.</i> , 1982; Das <i>et al.</i> , 1995d
51	Hydroxymatairesinol (51) C ₂₀ H ₂₂ O ₇ Amorphous -0.95° (c 1.27, EtOH)	Needles, stems and roots	Miller <i>et al.</i> , 1982
52	Isoliovil (52) C ₂₀ H ₂₄ O ₇ 170-172° (MeOH) -17.9° (c 0.22, EtOH)	Needles, stems and roots	Miller <i>et al.</i> , 1982
53	3-Demethyl(-)-secoisolariciresinol (53) C ₁₉ H ₂₄ O ₆ 125-126° (CHCl ₃ -MeOH) -29.7° (c 0.6476, MeOH)	Needles	Das <i>et al.</i> , 1993a, 1993b, 1994a
54	(+)-Isolariciresinol (54) C ₂₀ H ₂₄ O ₆ 152-154° (CHCl ₃ -MeOH) +45.8° (c 0.5672, MeOH)	Needles	Das <i>et al.</i> , 1993a, 1993b, 1994a

Table 1. Continued

S.No	Name (Structure) Mol. Formula m.p. (Solvent) [α] _D (Solvent)	Plant part (s) from which the compound was reported.	Reference
55	4-O-Methyl-3'-O-demethyl-(-)- secoisolariciresinol (55) C ₂₀ H ₂₆ O ₆ 137-138° (CHCl ₃ -MeOH) -27.2° (c 0.4218, MeOH)	Needles	Das <i>et al.</i> , 1994a
56	Suchilactone (56) C ₂₁ H ₂₀ O ₆ 131-132° (C ₆ H ₆) -85.5° (c 0.3494, CHCl ₃)	Twigs	Das <i>et al.</i> , 1994a, 1998b
57	4'-O-Demethylsuchilactone (57) C ₂₀ H ₁₈ O ₆ Oil -38.3° (c 0.2371, CHCl ₃)	Twigs	Das <i>et al.</i> , 1994a
58	Lignan diol (58) C ₂₁ H ₂₄ O ₆ 120-121° (C ₆ H ₆) -38.7° (c 0.4239, CHCl ₃)	Twigs	Das <i>et al.</i> , 1994a
59	(-)-Matairesinol (59) C ₂₀ H ₂₂ O ₆ -	Twigs and needles	Das <i>et al.</i> , 1995d
60	(-)-Hibalactone (60) C ₂₀ H ₁₆ O ₆ -	Twigs and needles	Das <i>et al.</i> , 1995d, 1998b
61	(-)-Isohibalactone (61) C ₂₀ H ₁₆ O ₆ -	Twigs and needles	Das <i>et al.</i> , 1995d
62	(-)-2-(3,4-Methylene- dioxybenzyl)-3(3,4- methylenedioxybenzylidene)- butane-1,4-diol (62) C ₂₀ H ₂₀ O ₆ -	Twigs and needles	Das <i>et al.</i> , 1995d
63	(-)-2-(3,4-Methylene- dioxybenzyl)-3(3,4- dimethoxybenzylidene)-butane- 1,4-diol (63) C ₂₁ H ₂₄ O ₆ -	Twigs and needles	Das <i>et al.</i> , 1995d
ii)	Biflavones		
64	Sciadopitysin (64) C ₃₃ H ₂₄ O ₁₀ 315° (C ₆ H ₅ N-MeOH)	Needles and branches	Khan <i>et al.</i> , 1976; Parveen <i>et al.</i> , 1985; Qiu <i>et al.</i> , 1989; Das <i>et al.</i> , 1995b; Reddy and Krupadanam, 1996; Shrestha <i>et al.</i> , 1997

Table 1. Continued

S.No	Name (Structure) Mol. Formula m.p. (Solvent) [α] _D (Solvent)	Plant part (s) from which the compound was reported.	Reference
65	Sequoiافلavone (65) C ₃₁ H ₂₀ O ₁₀ 320° (C ₅ H ₅ N-MeOH)	Needles and branches	Khan <i>et al.</i> , 1976; Qiu <i>et al.</i> , 1989
66	Ginkgetin (66) C ₃₂ H ₂₂ O ₁₀ 320° (C ₅ H ₅ N-MeOH)	Needles and branches	Khan <i>et al.</i> , 1976; Qiu <i>et al.</i> , 1989; Das <i>et al.</i> , 1995b; Reddy and Krupadanam, 1996; Singh <i>et al.</i> , 1997
67	Amentoflavone (67) C ₃₀ H ₁₈ O ₁₀	Needles	Parveen <i>et al.</i> , 1985; Das <i>et al.</i> , 1994b
68	Kayaflavone (68) C ₃₃ H ₂₄ O ₁₀	Needles and twigs	Das <i>et al.</i> , 1994b, 1995b; Singh <i>et al.</i> , 1997
69	4',7"-Di-O-methyl- amentoflavone (69) C ₃₂ H ₂₂ O ₁₀	Needles	Das <i>et al.</i> , 1994b
70	7,4',7"-Tri-O-methyl- amentoflavone (70) C ₃₃ H ₂₄ O ₁₀	Needles	Das <i>et al.</i> , 1994b
iii)	Simple phenolics and their derivatives		
71	Betuloside [(-)-Rhododendrin] (71) C ₁₆ H ₂₄ O ₈ 187-190° (EtOAc) -48.0° (c 1.0, H ₂ O)	Needles and twigs	Khan <i>et al.</i> , 1976; Das <i>et al.</i> , 1993b, 1994a, 1995b, 1998b
72	4-(4'-Hydroxyphenyl)-2R- butanol [(-)-Rhododendrol, (-)-Betuligenol] (72) C ₁₀ H ₁₄ O ₂	Needles and twigs	Das <i>et al.</i> , 1993 a, 1993b, 1994a, 1995b, 1998b; Chattopadhyay <i>et al.</i> , 1994
73	4-(3',4'-Dihydroxyphenyl)- 2R-butanol (73) C ₁₀ H ₁₄ O ₃	Needles	Das <i>et al.</i> , 1993a, 1993b, 1994a
74	4-(3'-Methoxy-4'- hydroxyphenyl)-2R-butanol (74) C ₁₁ H ₁₆ O ₃	Needles	Das <i>et al.</i> , 1993a, 1993b, 1994a
	- -16.3° (c 0.2572, EtOH)		

Table 1. Continued

S.No	Name (Structure) Mol. Formula m.p. (Solvent) [α] _D (Solvent)	Plant part (s) from which the compound was reported.	Reference
75	Arylpropanols (75-77) C ₉ H ₁₂ O ₂ , C ₉ H ₁₂ O ₃ and C ₁₀ H ₁₄ O ₃ -	Needles	Das <i>et al.</i> , 1993b, 1994a
76	Taxuside (78) C ₁₆ H ₂₀ O ₉ Amorphous -41.7° (c 0.2318, CHCl ₃)	Needles	Das <i>et al.</i> , 1993b
77	p-Hydroxybenzaldehyde (79) C ₇ H ₆ O ₂ 116-117° -	Needles	Chattopadhyay <i>et al.</i> , 1994; Das <i>et al.</i> , 1998b
78	4-(4'-Hydroxyphenyl)- 2S-butanol (80) C ₁₀ H ₁₄ O ₂ Viscous oil +21.5° (c 0.348, CHCl ₃)	Needles	Rojatkar <i>et al.</i> , 1995
79	Methyl- β -orcinolcarboxylate (Atracic acid) (81) C ₁₀ H ₁₂ O ₄ -	Needles and twigs	Shrestha <i>et al.</i> , 1997
80	4-(4'-Hydroxyphenyl)-butan- 2-one (82) C ₁₀ H ₁₂ O ₂ -	Needles	Das <i>et al.</i> , 1998b
81	4-(4'-Hydroxyphenyl)- <i>trans</i> - but-3-ene-2-one (83) C ₁₀ H ₁₀ O ₂ -	Needles	Das <i>et al.</i> , 1998b
iv)	Miscellaneous		
a)	Steroid		
82	β -sitosterol (84) C ₂₉ H ₅₀ O -	Heart wood	Mujimdar <i>et al.</i> , 1972; Zhang <i>et al.</i> , 1995a; Shrestha <i>et al.</i> , 1997
b)	Apocarotenoids		
83	Deglycosylcariside B ₄ (85) C ₁₃ H ₂₂ O ₃ Gum -102.0° (CHCl ₃)	Needles	Appendino <i>et al.</i> , 1993c
84	12-Dehydro-deglycosylcariside B ₄ (86) C ₁₃ H ₂₀ O ₃ Oil -9.0° (CHCl ₃)	Needles	Appendino <i>et al.</i> , 1993c

Table 1. Continued

S.No	Name (Structure) Mol. Formula m.p. (Solvent) [α] _D (Solvent)	Plant part (s) from which the compound was reported.	Reference
85	Vomifoliol (87) C ₁₃ H ₂₀ O ₃ -	Needles	Appendino <i>et al.</i> , 1993a
86	Dehydrovomifoliol (88) C ₁₃ H ₁₈ O ₂ -	Needles	Appendino <i>et al.</i> , 1993a
c)	Amino acid		
87	N-Benzoyl-(2R, 3S)-3- phenylisoserine (89) C ₁₆ H ₁₅ NO ₄ 177-178° (EtOAc) -36.3° (c 0.7256, EtOH)	Needles	Das <i>et al.</i> , 1998c

† The compounds have been listed according to the chronological order of the first isolation from the Himalayan yew.

*The compounds whose names were not given in the original literature or whose names have been proved to be incorrect after revision of their structures are indicated only by their structure numbers

of the reported constituents of the plant.

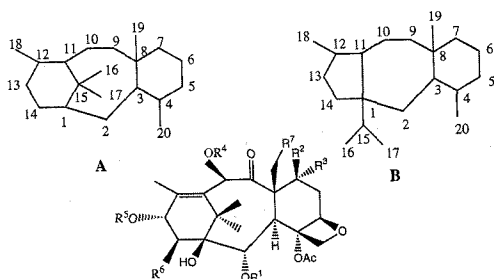
Chemistry

The Himalayan yew has been chemically investigated extensively in recent years and a large number of compounds have been isolated and characterized from different parts of the plant (Table 1). These compounds are mainly taxoids and phenolics. The plant materials were generally extracted with methanol, ethanol or a mixture of methylene chloride (or chloroform) and methanol. The constituents were purified by different chromatographic techniques including column chromatography, preparative thin layer chromatography, countercurrent distribution and HPLC methods. The isolated compounds were identified from spectral and chemical evidences. The structures of the taxoids were established mainly by 1D and 2D-NMR and FAB mass spectroscopic studies and by X-ray crystallographic analysis (Appendino, 1995; Madhusudanan *et al.*, 1997).

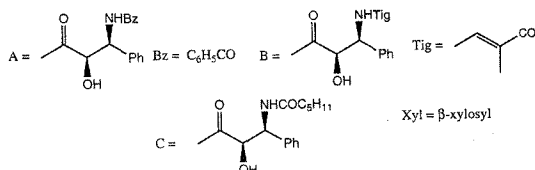
The taxoids isolated from the Himalayan yew have been observed with normal taxane skeleton or rearranged skeleton (Das *et al.*, 1995c, 1995e, 1996b). The normal taxoids contain 6/8/6-membered ring system (A) and the rearranged taxoids contain 5/7/6-membered ring system (B). The taxoids with B ring system are also known as 11 (15 → 1)-abeotaxoids (Appendino *et al.*, 1993a) or A-nortaxoids (Chen and Kingston, 1994). Among the normal taxoids, taxol (1) is the most important for its complex chemical structure and interesting anticancer activity. The compound was isolated from the Himalayan yew at first by Powell *et al.*, but initially they misidentified the species as *Cephalotaxus manni* (Powell *et al.*, 1979). The yield of taxol (1) was reported to be 0.001% from the ethanolic extract of the needles, stems and roots of the plant. George *et al.* reinvestigated the taxol content of the plant and they found the encouraging results; the concentration of taxol in some collections of needles ranged from 0.045-0.13% (George *et al.*, 1993). As

the needles are bioregenerable parts of the plant, the Himalayan yew may be considered as a valuable source of taxol. Different other workers have also reported the compound from the plant (Table 1). Recently the compound has been isolated from the cell culture of the yew (Wang, 1994; Conneely *et al.*, 1996 and Hong *et al.*, 1996) and also from the endophytic fungus, *Pestalotiopsis microspora* (Strobel *et al.*, 1996).

The Himalayan yew is also an important source of different other taxol-like diterpenoids, as for example, cephalomannine (2), 10-deacetyltaxol (6), 10-deacetylcephalomannine (7), dihydrotaxol (38) and 10-deacetyl-7-epitaxol (44) (references in Table 1). Some taxol analogues with β -xylosyl moiety at C-7



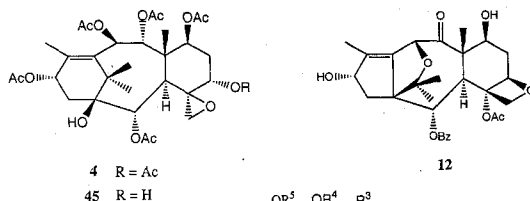
- 1 $R^1=Bz, R^2=OH, R^3=R^6=R^7=H, R^4=Ac, R^5=A$
- 2 $R^1=Bz, R^2=OH, R^3=R^6=R^7=H, R^4=Ac, R^5=B$
- 3 $R^1=Bz, R^2=OH, R^3=R^4=R^6=R^7=H, R^4=Ac$
- 5 $R^1=Bz, R^2=R^7=OH, R^3=R^5=R^6=H, R^4=Ac$
- 6 $R^1=Bz, R^2=OH, R^3=R^4=R^6=R^7=H, R^5=A$
- 7 $R^1=Bz, R^2=OH, R^3=R^4=R^6=R^7=H, R^5=B$
- 8 $R^1=Bz, R^2=R^6=OH, R^3=R^4=R^5=R^7=H$
- 9 $R^1=Bz, R^2=OH, R^3=R^4=R^5=R^6=R^7=H$
- 11 $R^1=R^3=R^4=R^5=R^7=H, R^2=OH, R^6=OBz$
- 27 $R^1=Bz, R^2=OXyl, R^3=R^6=R^7=H, R^4=Ac, R^5=A$
- 28 $R^1=Bz, R^2=OXyl, R^3=R^4=R^6=R^7=H, R^5=A$
- 29 $R^1=Bz, R^2=OXyl, R^3=R^4=R^6=R^7=H, R^5=C$
- 44 $R^1=Bz, R^2=R^4=R^6=R^7=H, R^3=OH, R^5=A$



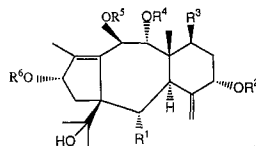
(e.g., compounds 28-30) have also been reported. Two important precursors of taxol, baccatin III (3) and 10-deacetylbaccatin III (8) have been isolated. These two compounds can be utilised for the semisynthetic preparation of taxol (1). Taxol C-13 side chain [N-benzoyl-(2R,3S)-3-phenylisoserine (89)] has been isolated (Das *et al.*, 1998c) for the first time from the needles of the plant.

Several reactions of taxol (1) and taxol-like diterpenoids have been carried out. The acid-catalysed decomposition of taxol afforded baccatin III and 10-deacetylbaccatin III (Das *et al.*, 1998b). The olefinic double bond of the side chain of cephalomannine (2) was hydroxylated with osmium tetroxide under catalytic conditions (Kingston *et al.*, 1990 and Das *et al.*, 1996d). 10-Deacetyltaxol (6) and 10-deacetylcephalomannine (7) were found to be labile in aqueous methanol, each forming an equilibrium mixture with the C-7 epimer (Miller *et al.*, 1981).

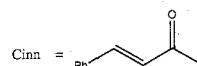
Among the rearranged taxoids brevifoliol

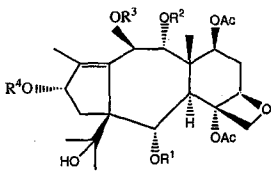


- 4 R = Ac
- 45 R = H

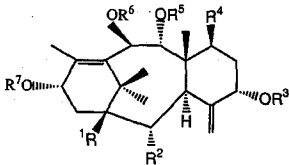


- 10 $R^1=R^2=R^6=H, R^3=OAc, R^4=Ac, R^5=Bz$
- 14 $R^1=R^2=H, R^3=OAc, R^4=R^6=Ac, R^5=Bz$
- 16 $R^1=R^2=R^3=R^6=H, R^4=Ac, R^5=Bz$
- 17 $R^1=R^2=R^5=R^6=H, R^3=OAc, R^4=Ac$
- 18 $R^1=R^3=OAc, R^2=R^6=H, R^4=Ac, R^5=Bz$
- 22 $R^1=R^6=H, R^2=Cinn, R^3=OAc, R^4=Ac, R^5=Bz$
- 23 $R^1=R^3=OAc, R^2=R^5=R^6=H, R^4=Ac$
- 33 $R^1=R^2=H, R^3=OAc, R^4=Bz, R^5=R^6=Ac$
- 34 $R^1=R^2=R^5=H, R^3=OAc, R^4=R^6=Ac$
- 36 $R^1=R^2=R^6=H, R^3=OAc, R^4=R^5=Ac$

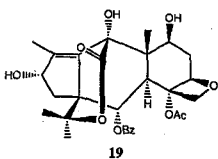




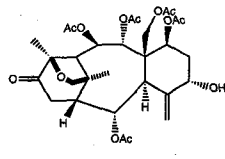
- 13 $R^1=R^2=Ac, R^3=Bz, R^4=H$
- 24 $R^1=R^2=Ac, R^3=R^4=H$
- 32 $R^1=R^2=R^4=Ac, R^3=Bz$
- 37 $R^1=Ac, R^2=R^4=H, R^3=Bz$
- 39 $R^1=R^2=Bz, R^3=H, R^4=Ac$
- 40 $R^1=R^2=Bz, R^3=R^4=Ac$



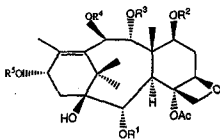
- 15 $R^1=OH, R^2=R^3=H, R^4=OAc, R^5=R^6=R^7=Ac$
- 20 $R^1=R^2=R^4=H, R^3=COCH_2CH(NMe_2)Ph, R^5=R^6=R^7=Ac$
- 25 $R^1=R^2=R^3=H, R^4=OAc, R^5=R^6=R^7=Ac$
- 26 $R^1=R^2=H, R^3=Cinn, R^4=OAc, R^5=R^6=R^7=Ac$
- 30 $R^1=R^2=H, R^3=COCH_2CH(NMe_2)Ph, R^4=OAc, R^5=R^6=R^7=Ac$
- 31 $R^1=OH, R^2=H, R^3=Cinn, R^4=OAc, R^5=R^6=R^7=Ac$
- 35 $R^1=R^4=OH, R^2=R^5=H, R^3=R^6=R^7=Ac$
- 41 $R^1=R^2=H, R^3=R^5=R^6=R^7=Ac, R^4=H$



19

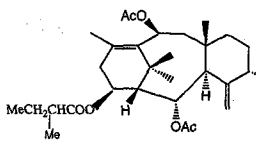


21

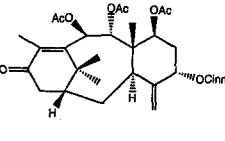


38 $R^1=Bz, R^2=R^3=H, R^4=Ac, R^5=A$

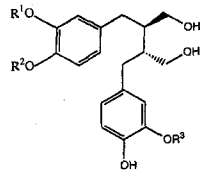
43 $R^1=R^2=R^3=R^4=R^5=Ac$



42



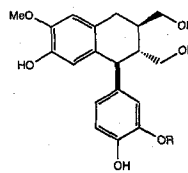
46



47 $R^1=R^3=Me, R^2=H$

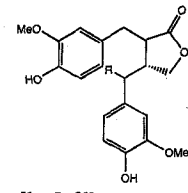
53 $R^1=R^2=H, R^3=Me$

55 $R^1=R^2=Me, R^3=H$



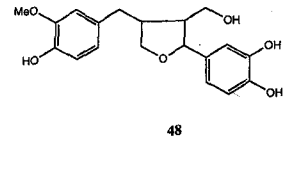
49 $R=H$

54 $R=Me$

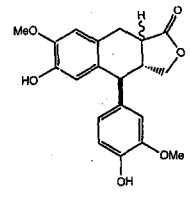


51 $R=OH$

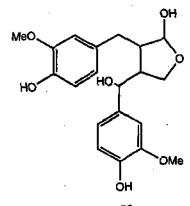
59 $R=H$



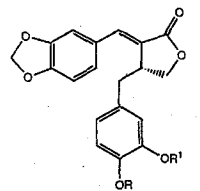
48



50



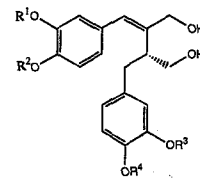
52



56 $R=R^1=Me$

57 $R=H, R^1=Me$

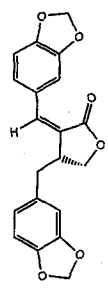
60 $R, R^1=CH_2$



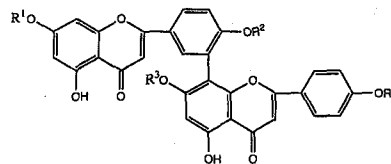
58 $R^1, R^2=CH_2, R^3=R^4=Me$

62 $R^1, R^2=R^3, R^4=CH_2$

63 $R^1=R^2=Me, R^3, R^4=CH_2$



61



64 $R^1=R^2=R^4=Me, R^3=H$

65 $R^1=Me, R^2=R^3=R^4=H$

66 $R^1=R^2=Me, R^3=R^4=H$

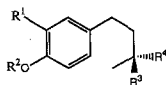
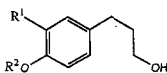
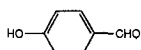
67 $R^1=R^2=R^3=R^4=H$

68 $R^1=R^2=R^4=Me, R^3=H$

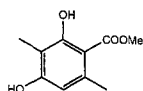
69 $R^1=R^4=H, R^2=R^3=Me$

70 $R^1=R^2=R^3=Me, R^4=H$

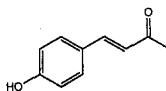
(10) is the most abundant. The compound was initially considered (Barboni *et al.*, 1993)

71 $R^1=R^2=R^3=H, R^4=OGlc$ 72 $R^1=R^2=R^3=H, R^4=OH$ 73 $R^1=R^3=OH, R^2=R^4=H$ 74 $R^1=OMe, R^2=R^3=H, R^4=OH$ 78 $R^1=OH, R^2=R^3=H, R^4=OGlc$ 80 $R^1=R^2=R^3=H, R^4=OH$ 82 $R^1=R^2=H, R^3, R^4=O$ 75 $R^1=R^2=H$ 76 $R^1=OH, R^2=H$ 77 $R^1=OMe, R^2=H$ 

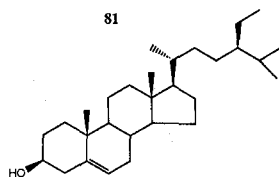
79



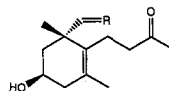
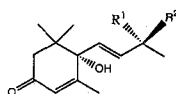
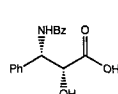
81



83



84

85 $R=H, OH$ 86 $R=O$ 87 $R^1=OH, R^2=H$ 88 $R^1, R^2=O$ 

89

The biflavonoids were also obtained in high concentration from the needles of the plant. All the compounds possess amentoflavone skeleton. However, no any new compound have so far been reported.

Several arylbutanols (**71-74**, **78** and **80**) and arylpropanols (**75-77**) are the constituents of the needles and twigs. The structures and the stereochemistry of the arylbutanols were settled by chemoenzymatic method (Das *et al.*, 1993a). (-)-Rhododendrol (**72**) and (-)-rhododendrin (**71**) are the major compounds in this group.

Among the other constituents apocarotenoids (**85-88**) (Appendino *et al.*, 1993c) are interesting. The Himalayan yew is the only yew species which can biogenetically produce such compounds.

Bioactivity

The taxoid constituents of the Himalayan yew are very important for their anticancer activity. Taxol (**1**) has been found (Wani *et al.*, 1971; Rowinsky *et al.*, 1990; Kingston *et al.*, 1990; Cragg *et al.*, 1993 and Das *et al.*, 1996) to be an exceptionally promising cancer chemotherapeutic agent with an unusually broad spectrum of potent antileukemic and tumour-inhibiting properties. The compound has shown excellent activity against drug-refractory human ovarian cancer and metastatic breast cancer (McGuire *et al.*, 1989 and Holmes *et al.*, 1991). The U.S Food and Drug Administration (FDA) has approved the compound for treatment of ovarian cancer and breast cancer in 1992 and 1994 respectively (Kingston, 1994 and Chen and Farina, 1995). Taxol belongs to a new series of antimitotic compounds having an unique mode of action on tubulin-microtubules system. It promotes tubulin polymerization and stabilizes microtubules against depolymerization (Schiff *et al.*, 1979, 1981; Parness *et al.*, 1981 and Manfredi *et al.*, 1984). However, toxicity and

to be a normal taxoid but later its structure was correctly established (Appendino *et al.*, 1993) as an 11 (15 → 1)-abeotaxoid. Several analogues of brevifoliol have been reported from the Himalayan yew. Some other rearranged taxoids have been observed with an oxetane ring. These are mainly the derivatives of taxchinin B (Das *et al.*, 1995 a). One novel rearranged taxoid, wallifoliol (**19**) (Velde *et al.*, 1994) which contains a 5/6/6/6/4-membered ring system has been reported from the needles of the plant.

The phenolics are also the major constituents of the Himalayan yew. A large number of lignans, biflavones and simple phenolic compounds have been isolated. The lignans are mainly (-)-secoisolariciresinol and (+)-isolariciresinol derivatives. Some butyrolactone lignans (**51**, **56**, **57**, **59-61**) have also been characterised. Semisynthesis and total synthesis of several lignans have been achieved (Das *et al.*, 1995 b; 1998 b).

lipophilicity of the compound are the disadvantages of making it as a drug (Vyas, 1996).

The KB and P-388 activities of cephalomannine (**2**) are roughly comparable to those of taxol (**1**) (Miller *et al.*, 1981). Both the compounds showed cytotoxicity against KB cell culture at 10^{-3} /g/ml. 10-Deacetyl-taxol (**6**) and 10-deacetylcephalomannine (**7**) and their C-7 epimers also showed significant cytotoxic activity (McLaughlin *et al.*, 1981). The results indicated that the 10-acetyl group and the β -hydroxyl at C-7 are not essential to the cytotoxic effect of taxol and cephalomannine.

Baccatin III (**3**), 10-deacetylbaccatin III (**8**) and 1- β -hydroxybaccatin I (**4**) were found to be far less active than taxol (**1**) while 19-hydroxybaccatin III (**5**) was inactive. Thus it appears that the C-13 side chain and the oxetane ring of taxol are very important for its activity (Kingston, 1994).

Among the other taxoids isolated from the Himalayan yew dihydrotaxol (**38**) (Chattopadhyay *et al.*, 1996d) showed better activity than taxol. 2-Deacetoxytaxinine J (**23**) (Rojatkar *et al.*, 1996) increased cellular accumulation of vincristine (VCR) in multidrug resistant tumour cell while taxol did not exhibit such a property.

Some of the rearranged taxoids have also been tested for their activity but none of them showed promising results. Brevifoliol (**10**) (George *et al.*, 1993) has been evaluated to possess no activity in tubulin assays and showed modest cytotoxicity against KB cells.

The mixture of biflavonoids isolated from the Himalayan yew was tested on albino rats and mice and it showed CNS depressant, analgesic and antipyretic properties (Vohora *et al.*, 1980). (-)-Hibalactone (**60**) was found to possess insecticidal activity (Das *et al.*, 1998b). (-) and (+)-Rhododendrols (**72** and **80**) and (-)-rhododendrin (**71**) were proved to exhibit significant hepatoprotective effect (Shinoda, *et al.*, 1986;

Parmar *et al.*, 1991 and Das *et al.*, 1998b). Thus the Himalayan yew may be considered as a potential source of different types of bioactive natural products.

Acknowledgement

The authors thank Mr. Vijay Chander for his constant help during the preparation of the manuscript of this paper.

References

- Appendino, G., Gariboldi, P., Gabetta, B., Pace, R., Bombardelli, E. and Viterbo, D., 14 β -Hydroxy-10-deacetylbaccatin III, a new taxane from Himalayan yew (*Taxus wallichiana* Zucc). *J. Chem. Soc. Perkin Trans I*, 2925-2929 (1992).
- Appendino, G., Barboni, L., Gariboldi, P., Bombardelli, E., Gabetta, B. and Viterbo, D., Revised structure of brevifoliol and some baccatin VI derivatives. *J. Chem. Soc. Chem. Commun.* 1587-1589 (1993a).
- Appendino, G., Ozen, H. C., Gariboldi, P., Torregiani, E., Gabetta, B., Nizzola, R. and Bombardelli, E., New oxetane type taxanes from *Taxus wallichiana* (Zucc) *J. Chem. Soc. Perkin Trans I*, 1563-1566 (1993b).
- Appendino, G., Ozen, H. C., Enriu, R., Barboni, L., Gabetta, B. and Zini, G. F., Apocarotenoids from the needles of *Taxus wallichiana*. *Fitoterapia* **64**, 396-398 (1993c).
- Appendino, G., Naturally occurring taxoids, in *The Chemistry and Pharmacology of Taxol® and its Derivatives* [Ed. Farina, V., Pharmacochimistry Library, Elsevier, The Netherland], **22**, 7-53 (1995).
- Bahoray, S. N., Singh, A. K. and Singh, S., *Modern Text Book of Botany, Vol. II. Bryophyta, Pteridophyta, Gymnosperms.* [Universal Book Depot (Gwalior)] 437-448 (1979).
- Banerjee, S., Upadhyay, N., Kukreja, A. K., Ahuja, P. S., Kumar, S., Saha, G. C. Sharma, R. P. and Chattopadhyay, S. K. Taxanes from *in vitro* cultures of the Himalayan yew, *Taxus wallichiana*. *Planta Med.* **62**, 329-331 (1996).
- Barboni, L., Gariboldi, P., Torregiani, E., Appendino, G., Gabetta, B., Zini, G. and Bombardelli, E., Taxanes from the needles of *Taxus wallichiana*.

- Phytochemistry* **33**, 145-150 (1993).
- Barboni, L., Gariboldi, P., Torregiani, E., Appendino, G., Varese, M., Gabetta, B and Bombardelli, E., Minor taxoids from *Taxus wallichiana*. *J. Nat. Prod.* **58**, 934-939 (1995).
- Barboni, L., Lambertucci, C. Appendino, G. and Gabetta, B., A taxane epoxide from *Taxus wallichiana*. *Phytochemistry* **46**, 179-180 (1997).
- Bashyal, B. P., Shrestha, K. and Singh. V. Taxol from leaves of *Taxus wallichiana*. *J. Nepal Chem. Soc.* **13**, 19-23 (1994).
- Bhakuni, D. S., Dhar, M. L., Dhar, M. M., Dhawan, B. N. and Mehrotra, B. N., Screening of Indian plants for biological activity: Part II. *Indian J. Exp. Biol.* **7**, 250-262 (1969).
- Chattopadhyay, S. K., Tripathi, V. K., Thakur, R. S., Sharma, R. P. and Jain, S. P., Isolation of Taxol, 10-deacetylbaaccatin III and (-)-betuligenol from *Taxus baccata* Linn. *Indian J. Chem.* **33B**, 409-411 (1994).
- Chattopadhyay, S. K., Sharma, R. P., Appendino, G. and Gariboldi, P. A rearranged taxane from the Himalayan yew. *Phytochemistry* **39**, 869-870 (1995a).
- Chattopadhyay, S. K. and Sharma, R. P., A taxane from the Himalayan yew. *Phytochemistry* **39**, 935-936 (1995b).
- Chattopadhyay, S. K., Saha, S. K., Kulshrestha, M., Sharma, R. P. and Kumar, S., Studies on the Himalayan yew: Part II. *Indian. J. Chem.* **35B**, 175-177 (1996a).
- Chattopadhyay, S. K., Kulshrestha, M., Saha, G. C., Sharma, R. P. and Kumar, S., Studies on the Himalayan yew: Part III. First report on isolation of a basic taxane, *Indian. J. Chem.* **35B**, 508-509, (1996b)
- Chattopadhyay, S. K., Saha, G. C. Sharma, R. P., Kumar, S. and Roy, R., A rearranged taxane from the Himalayan yew. *Phytochemistry* **42**, 787-788 (1996c)
- Chattopadhyay, S. K., Saha, G. C., Kulshrestha, M., Sharma, R. P. and Kumar, S., Studies on the Himalayan yew: Part IV. Isolation of dihydro-taxol and dibenzoylated taxoids. *Indian. J. Chem.* **35B**, 754-756 (1996d).
- Chattopadhyay, S. K., Kulshrestha, M., Saha, G. C. Sharma, R. P., Jain, S. P. and Kumar, S., The taxoid constituents of the heart wood of *Taxus wallichiana*. *Planta Med.* **62**, 482 (1996e).
- Chattopadhyay, S. K., Kulshrestha, M., Saha, G. C. Sharma, R. P., Jain, S. P. and Kumar, S., The taxoids and the phenolics constituents of the heart wood of the Himalayan yew, *Taxus wallichiana*. *J. Med. Aromat. Plant. Sci.* **19**, 17-21 (1997).
- Chen, R. and Kingston, D. G. I., Isolation and structure elucidation of new taxoids from *T. brevifolia*. *J. Nat. Prod.* **57**, 1017-1021 (1994).
- Chen, S-H. and Farina, V., Paclitaxel (Taxol®): Chemistry and structure activity relationship in *The Chemistry and Pharmacology of Taxol® and its Derivatives* [Ed, Farina, V., Pharmacology Library, Elsevier, The Netherland], **22**, 165-253 (1996).
- Chopra, R. N., Nayar, S. L. and Chopra, I. C. Glossary of *Indian Medicinal Plants* (CSIR, New Delhi) 240 (1956).
- Conneely, O. M., Headon, D. R., O'malley, B. W. and May, G. S., Taxol by Cell Culture. *Patent*. US 5, 571, 691 (1996) [*Chem. Abstr.*, **126**, 17878K (1997)].
- Cragg, G. M. Schepartz, S. A., Suffness, M. and Grever, M. R., The taxol supply crisis. New NCI policies for handling the large scale production of novel natural products anti-cancer and anti-HIV agents. *J. Nat. Prod.* **56**, 1657-1668. (1993).
- Das, B., Takhi, M., Sampath Kumar, H. M. Srinivas, K. V. N. S. and Yadav, J. S. Stereochemistry of 4-aryl-2-butanols from Himalayan *Taxus baccata*. *Phytochemistry* **33**, 697-699 (1993a).
- Das, B., Takhi, M., Srinivas, K. V. N. S. and Yadav, J. S. Phenolics from the needles of Himalayan *Taxus baccata*. *Phytochemistry* **33**, 1489-1491 (1993b).
- Das, B., Takhi, M., Srinivas, K. V. N. S. and Yadav, J. S. A lignan from the needles of Himalayan *Taxus baccata*. *Phytochemistry* **36**, 1031-1033 (1994a).
- Das, B., Padma Rao, S., Srinivas, K. V. N. S. and Yadav, J. S. Biflavones of *Taxus baccata*. *Fitoterapia* **65**, 189 (1994b).
- Das, B., Padma Rao, S., Srinivas, K. V. N. S., Yadav, J. S. and Das, R., A taxoid from needles of Himalayan *Taxus baccata*. *Phytochemistry* **38**, 671-674 (1995a).
- Das, B., Padma Rao, S., Srinivas, K. V. N. S. and Yadav, J. S. Lignans, biflavones and taxoids from Himalayan *Taxus baccata*. *Phytochemistry* **38**, 715-717 (1995b).
- Das, B., Srinivas, K. V. N. S., Padma Rao, S. and

- Yadav, J. S. Studies on Phytochemicals: Part IX- Caveat on the ^1H NMR spectra of rearranged taxoids of Himalayan *Taxus baccata*. *Linn. Ind. J. Chem* **34B**, 672-673 (1995c).
- Das, B., Padma Rao, S., Srinivas, K. V. N. S. and Yadav, J. S., Lignans of *Taxus baccata*. *Fitoterapia* **66**, 475 (1995d).
- Das, B., Padma Rao, S. and Das, R., Naturally occurring rearranged taxoids. *Planta Med.* **61**, 393-397 (1995e).
- Das, B., Taxol and related taxoids in *Proceedings of the 23rd Annual Convention of Chemists, Coimbatore, India*, Abstract IL-8 (1996a).
- Das, B. and Kashinatham, A., New phytoconstituents of yew plants. *J. Sci. Ind. Res.* **55**, 246-258 (1996b).
- Das, B., Padma Rao, S., Srinivas, K. V. N. S., Kashinatham, A. and Yadav, J. S. Studies on phytochemicals: Part XIII-Variation in the taxoid constituents in two collections of the needles of Himalayan *Taxus baccata* *Linn. Indian J. Chem.* **35B**, 624-626 (1996c).
- Das, B. and Padma Rao, S., Naturally occurring oxetane-type taxoids. *Indian J. Chem.* **35B**, 883-893 (1996d).
- Das, B., Padma Rao, S. and Kashinatham, A., Taxol content in the storage samples of the needles of Himalayan *Taxus baccata* and their extracts. *Planta Med.* **64**, 96 (1998a).
- Das, B., Anjani, G., Kashinatham, A., Venkataiah, B. and Padma Rao, S., Taxoids, lignans and simple phenolic compounds from a sample of the needles of Himalayan *Taxus baccata*. *Nat. Prod. Sci.* **4**, 78-83 (1998b).
- Das, B., Kashinatham, A. and Anjani, G., The first isolation of taxol C-13 side chain from Himalayan *Taxus baccata*. *Nat. Prod. Lett.* (in press) (1998c).
- George, G. I., Gollapudi, S. R., Grunewald, G. L., Gunn, C. W., Himes, R. H., Rao, B. K., Liang, X-Z., Mirhom, Y. W., Mitscher, L. A., Velde, D. G. V. and Ye, Q-M., A reinvestigation of the taxol content of Himalayan *Taxus wallichiana* Zucc and a revision of the structure of brevifoliol, *Bioorg. Med. Chem. Lett.* **3**, 1345-1348 (1993).
- Holmes, F. A., Walters, R. S., Thierault, R. L., Forman, A. D., Newton, L. K., Raber, M. N., Buzolar, A. V., Frye, D. K. and Hortobagyi, G. N., Phase II trial of taxol, an active drug in the treatment of metastatic breast cancer. *J. Natl. Cancer Inst.* **83**, 1797 (1991).
- Hong, S-S., Song, B-K., Kim, J-H., Lim, C-B., Lee, H-S., Kim, K-W., Seon, I-S. and Park, H-B., Taxol from *Taxus* cell culture with high purity. *Patent, PCT Int. Appl. WO 96 34, 973* (1996) [*Chem. Abstr.* **126**, 190807 j (1997)].
- Khan, M. S. Y., Kumar, I., Prasad, J. S., Nagarajan, G. R., Parthasarathy, M. R. and Krishnamurthy, H. S., Phenolic Constituents of *Taxus baccata* leaves, *Planta Med.* **30**, 82-85 (1976).
- Khanna, U., Garg, S. K. Vohora, S. B., Walia, H. B. and Chaudhury, R. R. Antifertility screening of plants Part II. Effect of six indigenous plants on early pregnancy in albino rats. *Indian. J. Med. Res.* **57**, 237-244 (1969).
- Kingston, D. G. I., Taxol: the chemistry and structure-activity relationship of a novel anticancer agent. *Trends in Biotech.* **12**, 222-227 (1994).
- Kingston, D. G. I. Samaranyake, G. and Ivey, C. A., The chemistry of taxol a clinically useful anticancer agent. *J. Nat. Prod.* **53**, 1-12 (1990).
- Le, T. X., Meluyn, S. and Mai, T. V., Lam Dong yew, a valuable source of starting materials for the production of anticancer compounds of the taxoid series. *Tap. Chi. Hoa Hoc.*, **34**, 80-81 (1996) [*Chem. Abstr.* **125**, 137842 U (1996)].
- Madhusudanan, K. P., Chattopadhyay, S. K. Saha, G. C. Kulshrestha, M., Sharma, R. P. and Kumar, S., Fast atom bombardment mass spectrometry for the characterisation of taxanes. *J. Mass. Spec.* **32**, 216-224 (1997).
- Manfredi, J. J. and Horwitz, S. B., Taxol: An mitotic agent with a new mechanism of action. *Pharmacol. Ther.* **25**, 83-125 (1984).
- McGuire, W. P., Rowinsky, E. K., Rosenshein, N. B., Grumbine, F. C., Ettinger, D. S., Armstrong, D. K. and Donehower, R. C., Taxol: A unique anti-neoplastic agent with significant activity in advanced ovarian epithelial neoplasms. *Ann. Intern. Med.* **111**, 273-279 (1989).
- McLaughlin, J. L., Millar, R. W., Powell, R. G. and Smith, Jr., C. R., 19-Hydroxybaccatin III, 10-deacetyl cephalomannine and 10-deacetyltaxol, new antitumour taxanes from *Taxus wallichiana*. *J. Nat. Prod.* **44**, 312-319 (1981).
- Miller, R. W., McLaughlin, J. L., Powell, R. G., Plattner, R. D., Weisleder, D. and Smith Jr., C. R., Lignans from *Taxus wallichiana*. *J. Nat. Prod.* **45**, 78-82 (1982).

- Miller, R. W., Powell, R. G., Smith, Jr., C. R., Arnold, E. and Clardy, J., Antileukemic alkaloids from *Taxus wallichiana* Zucc. *J. Org. Chem.* **46**, 1469-1474 (1981).
- Mujumdar, R. B., Srinivasan, R. and Venkataraman, K., Taxiresinol, a new lignan in the heartwood of *Taxus baccata*. *Indian J. Chem.* **10**, 677-680 (1972).
- Parmer, V. S., Vardhan, A., Taneja, P., Sinha, R., Patnaik, G. K., Tripathi, S. C., Boll, P. M. and Larsen, S., Absolute configuration of epirhododendrin and (-)-rhododendrol [=(-)-betuligenol] and X-ray crystal and molecular structure of rhododendrin [=betuloside], a hepatoprotective constituent of *Taxus baccata*. *J. Chem. Soc. Perkin Trans I*, 2687-2690 (1996).
- Parness, J. and Horwitz, S. B., Taxol binds to polymerized tubulin *in vitro*. *J. Cell. Biol.* **91**, 479-487 (1981).
- Parveen, N., Taufeeq, H. M. and Khan, N. V., Biflavones from the leaves of Himalayan yew: *Taxus Wallichiana*. *J. Nat. Prod.* **48**, 994 (1985).
- Powell, R. G., Miller, R. W. and Smith Jr., C. R., Cephalomannine, a new antitumour alkaloid from *Cephalotaxus mannii*. *J. Chem. Soc. Chem. Commun.* 102-104 (1979).
- Qiu, L., Lian, M., Ma, Z. and He, G., Biflavones of *Taxus Wallichiana* Zucc. *Zhiwu Xuebao* **31**, 54-56 (1989) [*Chem. Abstr.* **111**, 191505 m (1989)].
- Reddy, B. P. and Krupadanam, G. L. D., Chemical constituents of the leaves of Himalayan *Taxus baccata*: Use of DQF-COSY in the structure elucidation of biflavones, *Indian J. Chem.* **35B**, 283-285 (1996).
- Rojatkar, S. R., Sawaikar, D. D., Sinha, B., Ravindranathan, T. and Nagasampagi, B. A., 4-(p-Hydroxyphenyl) (2S)-butanol from the needles of *Taxus baccata*. *Phytochemistry* **39**, 259-260 (1995).
- Rojatkar, S. R., Sinha, B., Sawaikar, D. D., Sonawane, K. B., Panse, G. T., Ravindranathan, T. and Nagasampagi, B. A., Taxanes from the needles of *Taxus baccata*. *Indian J. Chem.* **35B**, 752-753 (1996).
- Rojatkar, S. R., Sinha, B., Sawaikar, D. D., Sonawane, K. B., Pawar, S. S., Panse, G. T., Ravindranathan, T. and Nagasampagi, B. A., A diterpene alkaloid from the needles of *Taxus baccata*. *Indian J. Chem.* **36B**, 114-117 (1997).
- Rowinsky, E. R., Cazenave, L. A. and Donehower, R. C., Taxol, a novel investigational antimicrotubule agent. *J. Natl. Cancer. Inst.* **82**, 1247-1259 (1990).
- Schiff, P. B., Fant, J. and Horwitz, S. B., Promotion of microtubule assembly *in vitro* by taxol. *Nature* **22**, 665-667 (1979).
- Schiff, P. B. and Horwitz, S. B., Taxol assembles tubulin in the absence of exogenous guanosine 5'-triphosphate or microtubule-associated proteins, *Biochemistry* **20**, 3247-3252 (1981).
- Shinoda, M., Ohta, S., Kumasaka, M., Fujita, M., Nagai, M. and Inoue, T., Protective effect of the bark of *Acer nikoense* on hepatic injury induced by carbontetrachloride in rats. *Shoyakugaku Zasshi* **40**, 177-181 (1986) [*Chem. Abstr.* **106**, 113502 r (1987)].
- Shrestha, T. B., Chetri, S. K. K., Banskota, A. H., Manandhar, M. D. and Taylor, W. C., 2-Deacetoxytaxinine B, a new taxane from *Taxus wallichiana*. *J. Nat. Prod.* **60**, 820-821 (1997).
- Singh, B., Gujral, R. K., Sood, R. P. and Duddeck, H., Constituents from *Taxus* species. *Planta Med.* **63**, 191-192 (1997).
- Strobel, G., Yang, X., Sears, J., Karamer, R., Sidhu, R. S. and Hess, W. M., Taxol from *Pestalotiopsis microspora*, an endophytic fungus of *Taxus wallichiana*. *Microbiology* **142**, 435-440 (1996).
- Velde, D. G. V., Georg, G. I., Gollapudi, S. R., Jampani, H. B., Liang, X-Z., Mitscher, L. A. and Ye, Q-M., Wallifoliol, a taxol congener with a novel carbon skeleton from Himalayan *Taxus Wallichiana*. *J. Nat. Prod.* **57**, 862-867 (1994).
- Vyas, D. M., Paclitaxel (Taxol®): Formulation and prodrugs in *The Chemistry and Pharmacology of Taxol® and its Derivatives* [Ed. Farina, V., Pharmaco Chemistry Library, Elsevier, The Netherland]. **22**, 165-253 (1995).
- Vohora, S. B., Kumar, I., Studies on *Taxus baccata*. *Planta Med.* **2**, 100-108 (1971).
- Vohora, S. B., Kumar, I, Shah, S. A. and Khan, M. S. Y., Effect of biflavonoids of *Taxus baccata* on the central nervous system. *Indian J. Med. Res.* **71**, 815-820 (1980).
- Wang, J., Mei, X. and Yu, L., Taxol by cell culture. *Patent*, CN 1,096, 820 (1994) [*Chem. Abstr.* **126**, 156477s (1997)].
- Wang, W., Reversed-phase high performance liquid chromatography (RP-HPLC) analysis of taxol and related taxanes extracted from *Taxus wallichiana* Zucc. *Sepu* **15**, 254-256 (1997)

- [*Chem Abstr.* **127**, 92700v (1997)].
- Wani, M. C., Taylor, H. L., Wall, M. E., Coggon, P. and McPhail, A. T., Plant antitumour agents. VI. The isolation and structure of taxol, a novel antileukemic and antitumour agent from *Taxus brevifolia*. *J. Am. Chem. Soc.* **93**, 2325-2327 (1971).
- Zhang, J. Z., Fang, Q. C., Liang, X. T., He, C. H., 7, 2'-Didesacetoxy austrospicatin, a new taxoid from the barks of *Taxus wallichiana* Zucc. *Chin. Chem. Lett.* **5**, 497-500 (1994).
- Zhang, J. Z., Fang, Q. C., Liang, X. T., He, C. H., Kong, M., He, W.Y. and Jin, X. L., Taxoids from the bark of *Taxus wallichiana*. *Phytochemistry* **40**, 881-884 (1995a).
- Zhang, J. Z., Fang, Q. C., Liang, X. T. Kong, M., He, W. Y., Two new taxoids from the needles of *Taxus wallichiana* Zucc. *Chin. Chem. Lett.* **6**, 967-970 (1995b).
- Zhang, J. Z., Fang, Q. C., Liang, X. T. Kong, M., He, W. Y., Four new taxoids from the needles of *Taxus wallichiana* Zucc. *Chin. Chem. Lett.* **6**, 971-974 (1995c).

(Accepted August 10, 1998)