

〈Original Paper〉

Mode Localization in Multispan Beams with Massive and Stiff Couplers on Supports

지점 위에 질량과 강성이 큰 연결기를 갖는 다경간 보의 모드편재

Dong-Ok Kim*, Sun-Kyu Park** and In-Won Lee***

김 동 옥 · 박 선 규 · 이인원

(Received July 15, 1998 ; Accepted October 2, 1998)

Key Words : Multispan Beam(다경간보), Coupler(연결기), Mode Localization(모드편재), Delocalization Phenomenon(반편재현상), Weak Coupling(약연성)

ABSTRACT

The influences of the coupler consisting of stiffness and mass between neighboring two spans on mode localization are studied theoretically, and the results are confirmed by numerical examples. The mass of the coupler makes a structure sensitive to mode localization especially in higher modes while the stiffness does in all modes. A new type of delocalization phenomenon is observed for the first time in some modes for which mode localization does not occur or is very weak although structural disturbances are severe. A spring-mass system consisting of two substructures and a coupler connecting them is considered in the part of analytical study. As example structures for numerical analysis, simply supported continuous two-span beams with a coupler having a rotational stiffness and a mass moment of inertia on the mid support are considered.

요 약

본 연구에서는 이웃한 두 경간 사이에 있는 질량과 강성을 갖는 연결기가 모드편재에 미치는 영향을 해석적으로 분석하고 수치예제를 통해 그 결과를 검증하였다. 연결기의 강성이 구조물의 모든 고유모드를 모드편재에 민감하게 만드는 반면 연결기의 질량은 고차모드의 민감도를 심각히 증가시킨다. 또한 본 연구에서는 일부 고유모드에서 새로운 형태의 반편재현상을 관찰하였다. 반편재현상이 발생하는 모드에서는 경간 사이의 연성이 매우 약하고 구조 변화가 심각하게 발생하더라도 모드편재 현상이 발생하지 않거나 발생하더라도 매우 미약하게 나타난다. 해석적 분석에서는 연결기를 사이에 두고 있는 두개의 부구조물을 단순화 시킨 강성-질량 시스템을 대상으로 하였다. 수치예제에서는 중간 지점에 회전강성과 회전질량을 갖으며 단순지지된 이경간 연속보를 해석하였다.

* 정회원, 한국과학기술원 기계공학과

** 성균관대학교 토목공학과

*** 정회원, 한국과학기술원 토목공학과

1. Introduction

Many engineering structures are made of

identical substructures connected by couplers, shaping into periodic structures. Periodically stiffened long plates, continuous girder bridges, multispan rahmen bridges, etc. are well known linear periodic structures. And cooling towers of a nuclear power plant, bladed rotors of a turbomachinery, etc. may be the cyclic periodic structures. However, in real structures, no substructures will be perfectly identical since no one can be free from manufacturing errors and damages. In the area of structural dynamics, a phenomenon that any structural disturbances make the specific part of a free vibrational mode have significantly larger deflection relative to the rest of it is referred to as mode localization.

In solid-state physics, the localization phenomenon of electron field in disordered solid was first observed by Anderson⁽¹⁾ who shared the 1977 Nobel Prize in physics for his work. Hodges⁽²⁾ was the first to recognize that the wave localization may occur in the disordered periodic structures and it leads to mode localization. After his work, various structures have been considered and many methods have been proposed to discuss the characteristics of mode localization (Pierre et al.⁽³⁾, Bouzit and Pierre⁽⁴⁾, Lust et al.⁽⁵⁾, Kim and Lee⁽⁶⁾). It is well known that under a condition of weak coupling, the mode shapes undergo dramatic changes to become strongly localized when small disorder is introduced.

The present study is an attempt to prove that the mass, as well as the stiffness, of the coupler exerts important influences upon mode localization and weak coupling conditions. To accomplish this objective, a dynamic analysis of a spring-mass system is performed in the theoretical background section. In the numerical examples, mode localization of simply supported continuous two-span beam as a most simple periodic structure is analyzed under the various coupling conditions, and the results of the theoretical approach are confirmed.

2. Theoretical Background

In this section the characteristics of mode localization of a simple spring-mass system consisting of two substructures and a coupler is discussed qualitatively. Figure 1 shows the structure considered.

The eigenvalue problem for free vibration analysis of the structure may be written as

$$\begin{bmatrix} k_1 + k_3 - \lambda m_1 & 0 & -k_3 \\ 0 & k_2 + k_4 - \lambda m_2 & -k_4 \\ -k_3 & -k_4 & k_3 + k_4 + k_5 - \lambda m_3 \end{bmatrix} \begin{Bmatrix} y_1 \\ y_2 \\ y_3 \end{Bmatrix} = \begin{Bmatrix} 0 \\ 0 \\ 0 \end{Bmatrix} \quad (1)$$

where λ denotes an eigenvalue or the square of circular natural frequency ω_n of the structure. A ratio of free vibration amplitude of the two substructures can be a measure of degree of mode localization. The displacement of the coupler y_3 in Eq. (1) is eliminated first to get an equation for the ratio, which becomes

$$\begin{aligned} & (k_3 + k_4 + k_5 - \lambda m_3)(\lambda^{(1)} - \lambda^{(2)}) - \left(\frac{k_3^2}{m_1} - \frac{k_4^2}{m_2} \right) \\ & = k_3 k_4 \left(\frac{1}{m_1} \frac{y_2}{y_1} - \frac{1}{m_2} \frac{y_1}{y_2} \right) \end{aligned} \quad (2)$$

where $\lambda^{(1)}$ and $\lambda^{(2)}$ are the eigenvalues of the substructures 1 and 2, respectively:

$$\lambda^{(1)} = (k_1 + k_3) / m_1, \quad \lambda^{(2)} = (k_2 + k_4) / m_2 \quad (3,4)$$

Multiplying each side of Eq. (2) by y_2 / y_1 , after simplification, results in

$$(r - s_1)(r - s_2) = \alpha r \quad (5)$$

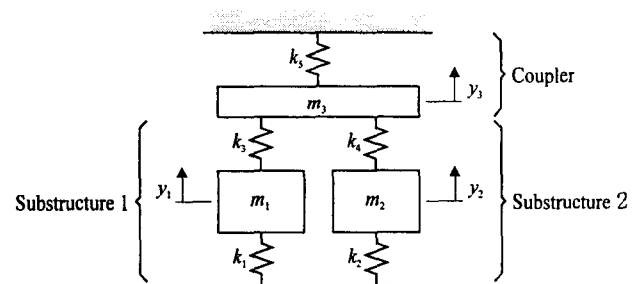


Fig. 1 Simple structure constituted with two substructures and a coupler

where $r = y_2 / y_1$ is a measure of mode localization and

$$s_1 = -\frac{k_3}{k_4}, \quad s_2 = \frac{k_4 m_1}{k_3 m_2} \quad (6,7)$$

and

$$\alpha = \frac{m_1}{k_3 k_4} (k_3 + k_4 + k_5 - \lambda m_3) (\lambda^{(1)} - \lambda^{(2)}) \quad (8)$$

Equation (5) is very useful in discussing the influences of the stiffness and the mass of the coupler on mode localization phenomenon. The left-hand side of Eq. (5) is a parabolic function having roots at s_1 and s_2 , and the right-hand side is a line passing origin with slope α . Figure 2 shows the two curves.

Assuming that the two substructures are identical, $\lambda^{(1)} = \lambda^{(2)}$, the ratios and the slope are $r_1 = -1$, $r_2 = -1$ and $\alpha = 0$, respectively. This indicates that the vibration amplitudes of the two substructures are equal to each other and the corresponding modes are not localized at all. Small disturbances making the substructures different from each other make the vibration amplitude different, resulting in mode localization. Especially, when r_1 and r_2 are close to zero and infinity, respectively or reversely, corresponding modes are perfectly localized ones. Variations of r_1 and r_2 are closely related to the variation of α . If some disturbances produce significant variation in α , the degrees of mode localization drastically changed and so it can be

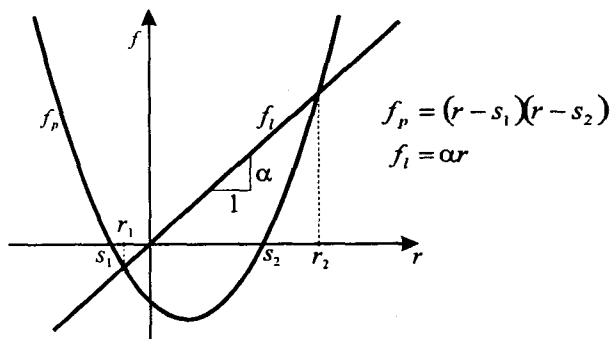


Fig. 2 Parabolic curve having roots at s_1 and s_2 . and a line passing origin with slope α

said that the structure is very sensitive to mode localization.

A case of $m_3 = 0$ is discussed first and the structural disturbances are realized by the variation of difference of the eigenvalues of the two substructures, $\lambda_d = \lambda^{(1)} - \lambda^{(2)}$. As one can see in Fig. 2, it is obvious that when $k_5 / k_3 k_4 \gg 1$, the small variations in the eigenvalues, $0 < |\lambda_d| \ll 1$, may lead to the significantly large α , and consequently r_1 and r_2 go to zero and infinity, respectively or reversely. That means drastic occurrence of mode localization. The condition of $k_5 / k_3 k_4 \gg 1$ is equivalent to the weak coupling condition most popular precondition of mode localization.

Considering the term of λm_3 , an additional pre-condition for the drastic occurrence of mode localization may be derived. As one can see in Eq. (8), if the condition of $\lambda m_3 \gg k_3 + k_4 + k_5$ is satisfied, the small changes in the eigenvalues lead to the significant change in α . Therefore the large mass of the coupler and/or the large eigenvalue of the structure make the structure sensitive to mode localization and the coupling weak.

Considering the mass of the coupler, an interesting phenomenon of delocalization can be observed. When $k_3 + k_4 + k_5 - \lambda m_3 \cong 0$, corresponding mode is not sensitive to mode localization although the classical weak coupling condition, $k_5 / k_3 k_4 \gg 1$, is satisfied. That is, if a natural frequency of the structure is close to that of the coupler, corresponding mode is a delocalized one for which mode localization does not occur or is very weak although structural disturbances are severe. The natural frequency of the coupler, ω_c , is the square root of the eigenvalue of the coupler given by $\lambda^{(3)} = (k_3 + k_4 + k_5) / m_3$. This delocalization phenomenon caused by the mass and stiffness of coupler is observed in this study for the first time.

3. Numerical Examples

Here, influences of the stiffness and the mass of the couplers on mode localization of multispan beams are verified, and the results of the previous section are confirmed. As example structures, simply supported continuous two-span beams with couplers consisting of rotational stiffness and mass moment of inertia on supports are considered. Figure 3 shows the geometry of the example structure. The Young's modulus of the beam is $E=207 \text{ Gpa}$, the mass density $\rho=7750 \text{ kg/m}^3$, and the moment of inertia $I=2.54 \times 10^{-10} \text{ m}^4$. The span lengths are $l_1=l_2=0.3 \text{ m}$ in the undisturbed perfect structures.

The structural disorders or disturbances are realized by introducing the length variation into the last span in the example structure. Finite element method is used for dynamic analysis of the example structures. The rotational stiffness and the mass moment of inertia of the coupler are represented by the nondimensional quantities as $\bar{K}_c=K_c l / EI$ and $\bar{J}_c=6J_c / Ml^2$ where K_c and J_c are the rotational stiffness and the mass moment of inertia of the couplers, respectively, EI is the flexural rigidity and l the span length of the perfect structures. Degrees of mode localization are computed and compared for various coupling conditions.

In this study, to facilitate discussion for mode localization of multispan beams, a measure of the degree of mode localization (DML) is defined here as

$$DML \equiv (m - m_c) / (m - 1) \quad (9)$$

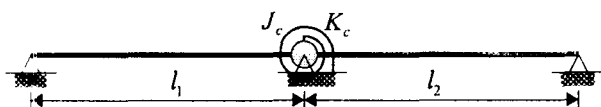


Fig. 3 Simply supported continuous two-span beam with a coupler of the rotational stiffness and mass at the mid support

where m is the total number of spans and m_c means the number of spans in which vibrations are confined ($1 \leq m_c \leq m$). Here, m_c can be computed by

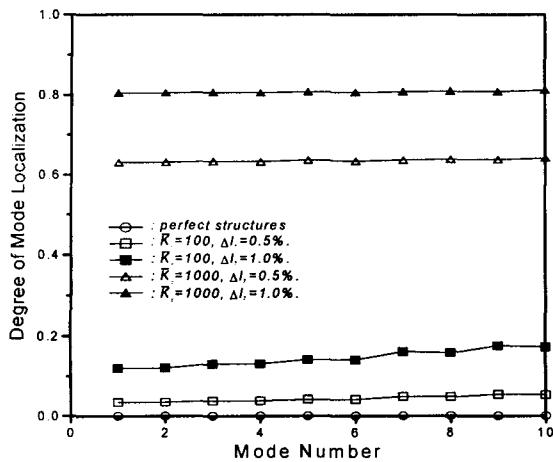
$$m_c = \left(\sum_{i=1}^m \bar{y}_i \right)^2 \left(\sum_{i=1}^m \bar{y}_i^2 \right)^{-1} \quad (10)$$

where \bar{y}_i is the absolute value of the maximum amplitude associated with the i -th span. When all spans except one have no vibrations, corresponding mode is extremely localized one and $m_c=1$. When all spans have the same vibration amplitudes, corresponding mode is not localized at all and $m_c=m$. If the mode is extremely localized, then $DML=1$, and if the mode is not localized at all, then $DML=0$.

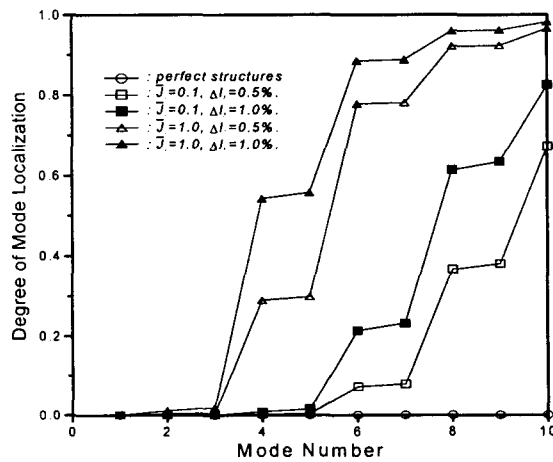
The influences of K_c on mode localization are studied first. Localization curves in Fig. 4(a) show the typical localization behavior and influences of \bar{K}_c , on mode localization. Degrees of mode localization increase with increasing disturbance, and with increasing \bar{K}_c .

The influence of \bar{J}_c differs from that of \bar{K}_c and the localization curves in Fig. 4(b) show it. Degrees of mode localization increase with increasing length disturbance in the second span, with increasing mode number, and with increasing the mass of the coupler. That is, as predicted in the section of theoretical background, the mass of coupler makes the coupling weak and the structure sensitive to mode localization, that influence are more pronounce in higher modes.

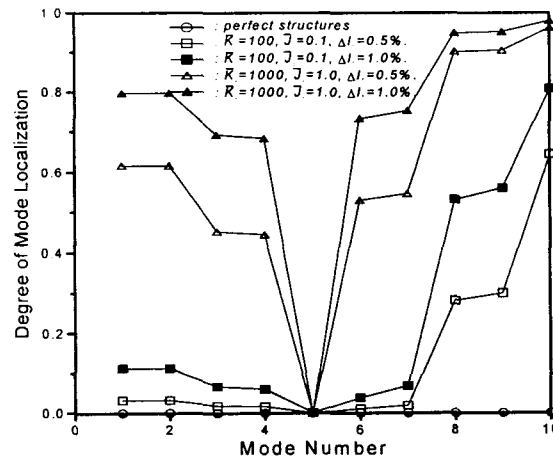
The combined influences of the stiffness and the mass of the coupler on mode localization are also studied. Localization curves plotted in Fig. 4(c) show the combined influences of \bar{K}_c and \bar{J}_c on mode localization. Degrees of mode localization decrease with increasing mode number until fifth mode, but after that mode they increase abruptly with increasing mode



(a) Stiffness influence



(b) Mass influence



(c) Combined influences

Fig. 4 Influence of the rotational stiffness and the mass moment of inertia of coupler.

number. The fifth mode is delocalized one, and its frequency is close to the coupler's frequency, $\omega_c = 1780$ Hz. The delocalization phenomenon is more dramatic in cases of $\bar{K}_c = 1000$ and $\bar{J}_c = 1.0$. The behavior of mode localization is governed by \bar{K}_c for lower modes but by \bar{J}_c for higher modes under the condition that the modes are far from the localized ones. These results are consistent with the results of the previous section of theoretical background.

4. Concluding Remarks

In this work the influences of the stiffness and the mass of the coupler on mode localization have been studied by the theoretical approach and the numerical one. The consistent results have been drawn in both approaches. Some important conclusions drawn in the course of this work can be summarized as follows:

- (1) Degree of mode localization varies with the disturbances introduced into the structures.
- (2) The sensitivity to mode localization increases with increasing stiffness of couplers.
- (3) The sensitivity to mode localization increases with increasing mass of coupler and with increasing mode number.
- (4) The mass and stiffness of coupler causes a delocalization phenomenon for some modes for which mode localization does not occur or is very weak although structural disturbances are severe. The delocalization frequency is equal to that of a coupler.
- (5) The behavior of mode localization is governed by the stiffness in the lower modes but by the mass in the higher modes, and the delocalized modes are observed between them.

The first two results agree with those of previous researches in which the characteristics of mode localization and the influences of the stiffness of coupler are studied. The last three results are observed in this study for the first time. The results of this work may give very

useful guide to design a structure insensitive to mode localization.

References

- (1) Anderson, P. W., 1958, "Absence of Diffusion in Certain Random Lattices", *Physical Reviews*, Vol. 109, pp. 1492~1505.
- (2) Hodges, C. H., 1982, "Confinement of Vibration by Structural Irregularity", *Journal of Sound and Vibration*, Vol. 82, No. 3, pp. 411~424.
- (3) Pierre, C., Tang, D. M. and Dowell, E. H., 1987, "Localized Vibrations of Disordered Multi-span Beams: Theory and Experiment", *American Institute of Aeronautics and Astronautics Journal*, Vol. 25, No. 9, pp. 1249~1257.
- (4) Bouzit, D. and Pierre, C., 1992, "Vibration Confinement Phenomena in Disordered, Mono-coupled, Multi-span Beams", *Transactions of the American Society of Mechanical Engineers, Journal of Vibration and Acoustics*, Vol. 114, No. 4, pp. 521~530.
- (5) Lust, S. D., Friedmann, P. P. and Bendiksen, O. O., 1993, "Mode Localization in Multispan Beams", *AIAA Journal*, Vol. 31, No. 2, pp. 348~355.
- (6) Kim, D. O. and Lee, I. W., 1998, "Mode Localization in Simply Supported Two-span Beams of Arbitrary Span Lengths", *Journal of Sound and Vibration*, Vol. 213, No. 5, pp. 952~961.