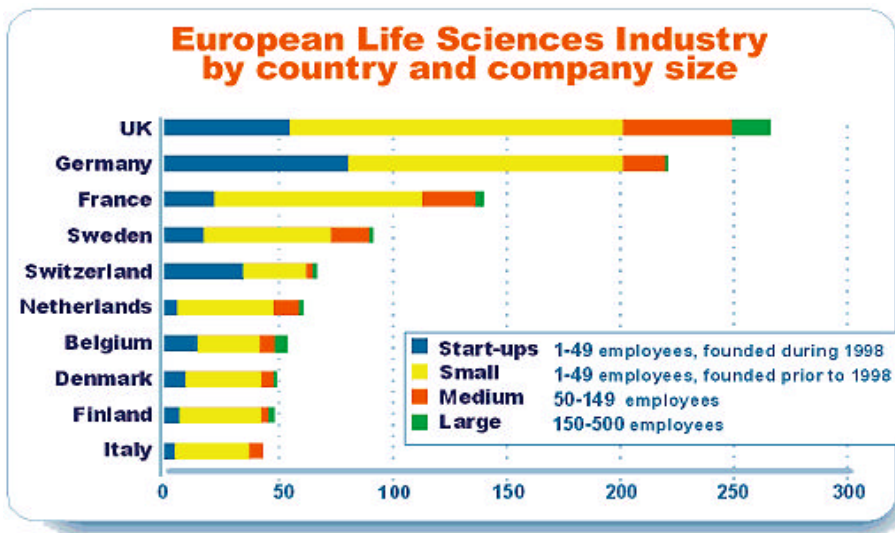


(STEPI)

I.

가 2000
1,350 가 279
가 1999 25%

< 1> (1998)



< 1> 1998 가
가 1999 2000

1998 50
 ,
 가
 , (:
) 가 가
 '90
 1999
 2000 250 (1250) '90

II.

가
 - :
 , ,
 가
 - :
 , ,

(BMBF) 가 “Biotechnology 2000”

BioRegio

1. BioRegio

가

concept) 3 17 가 (integrated 가 1997 5 BMBF

BioRegio 가 17 가 3 (interdisciplinary networking)

가 ()

가 BioRegio

가

가

17 Munich, Rheinland, Rhein-Neckar-Triangle(Baden/Hessen/Pfalz) 2002 BMBF “Biotechnology 2000” 150 가

가

BioRegio BMBF < 2> 10 (5000)

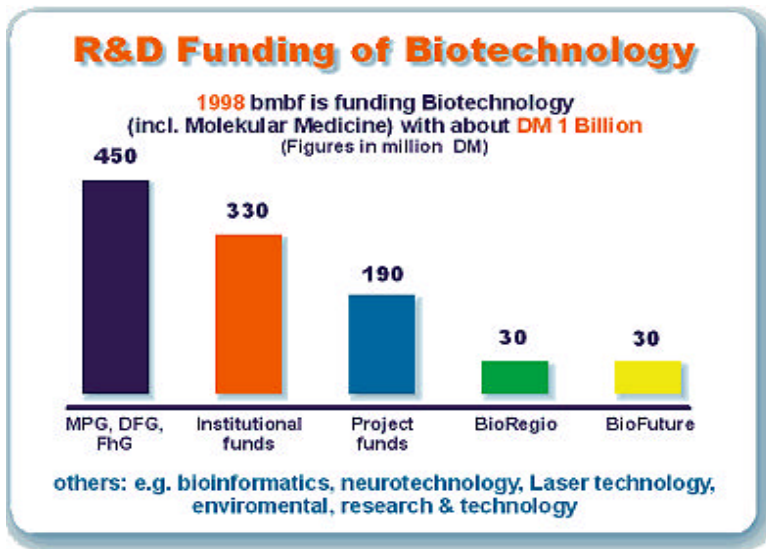
가

. BioRegio

가

< 2>

R&D



BioRegio

. BioRegio

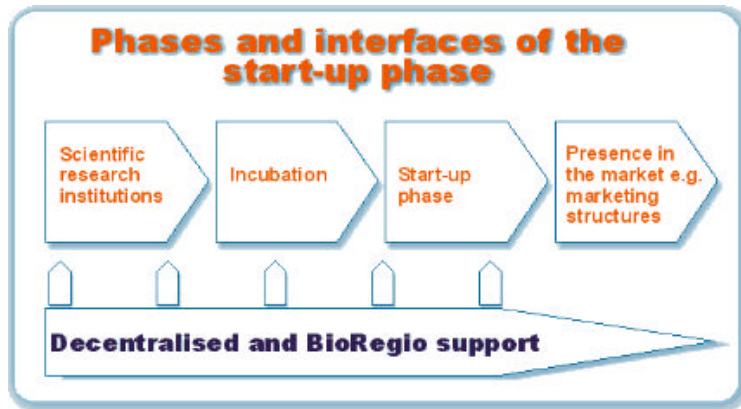
BioRegio

가

가

. < 3> BioRegio

< 3> BioRegio



BioFuture, BioChance, BioProfile

2. BioFuture

Post-Doc.
1998 . , 50


350 250

1999. 1) 800 (1998. 5
가 3 32
10%

BMBF 5 80 ()
400) , 60 (3)

6

3. BioChance



4. BioProfile

BioProfile BioRegio

가 .

가 .