

Formation of Pyro-products by the Pyrolysis of Monobromophenols

Yuncheol Na, Jungju Seo, and Jongki Hong*

Hazardous Substance Research Team, Korea Basic Science Institute, Seoul 136-701, Korea

Received March 20, 2003

Thermal behavior of bromphenols was investigated by direct pyrolysis at high temperature. The thermal degradation products formed by the pyrolysis of mono-bromophenols (*o*-, *m*-, and *p*-) were identified by gas chromatography-mass spectrometry. During the pyrolysis reactions, several kinds of dioxins and furans were produced, and the relative ratio of pyro-products was dependent on the substituted position of bromine in phenolic structure due to the effect of symmetry and steric hindrance. The formation of dioxins can be explained by the phenoxy radical addition and Br atom elimination at an *ortho*-carbon site on phenolic structure. On the other hand, the formation of furans can be explained by the *ortho-ortho* carbon coupling of phenoxy radicals at unsubstituted sites to form *o,o'*-dihydroxydiphenyl intermediate *via* its keto-tautomer, followed by H₂O elimination. The pyrolysis temperature has also a substantial effect on the dimerized products quantities but little effect on the type of pyro-products. Moreover, the formation mechanism of pyro-products was suggested on the basis of products identified.

Key Words : Pyrolysis, Bromophenols, GC/MS, Formation mechanism

Introduction

Interest in thermal studies on bromophenols is justified by the extensive application of these materials in industrial process and by the central role in a wide range of chemical and biochemical reactions.¹⁻³ Recently, polybrominated chemicals including bromophenols are widely used as an antiseptic, germicide and flame retardant in various industries.⁴ However, such brominated phenolic compounds are known for precursors in the formation of dibenzo-*p*-dioxins and furans *via* the formation of ether bonds during the industrial processes at high temperature. It was already reported that several types of chlorinated dioxins are produced when chlorinated phenols are pyrolyzed for a few minutes at 300-500 °C.^{5,6} The formation mechanism of polychlorinated dibenzodioxins and furans (PCDD/Fs) from chlorophenols were already proposed by Born *et al.*^{7,8} Furthermore, temperature dependence of PCDD/Fs isomer distribution has been intensively studied by semi-empirical molecular orbital methods.⁹ Similarly, brominated dioxins can be generated during the pyrolysis of brominated phenolic compounds. The combustion of brominated flame-retardants of various compositions is also interest in formation of polybrominated dioxins.

Recently, Sidhu *et al.*¹⁰ has proposed the reaction kinetic models on the formation of tetrachloro- and tetrabromo-dibenzo-*p*-dioxins from the pyrolysis of 2,4,6-trichlorophenol and 2,4,6-tribromophenol, respectively. Moreover, thermal behavior of bromophenols in the presence of eicosane¹¹ has been studied on the aspect of mechanistic tools. Photoreaction mechanism of 2-bromophenol in low-temperature argon matrices has been also investigated by

low-temperature infrared spectroscopy.¹² Although the pyrolysis of 2-bromophenol has been already studied,¹¹ the pyrolysis of 3- and 4-bromophenols has not been studied in detail. The position of bromine atom in phenol ring during the pyrolysis can affect the type of pyro-products of bromophenols. Therefore, it is important to study the thermal behavior of bromophenols with different Br positions at high-temperature for the understanding of formation of dioxins and furans.

In this study, several pyro-products formed by the pyrolysis of *o*-, *m*- and *p*-bromophenols, respectively, are identified by gas chromatography/mass spectrometry and the type of pyro-products are compared. The formation mechanism of pyro-products of corresponding bromophenols is proposed on the basis of products identified.

Experimental Section

Monobromophenols were purchased from Aldrich (Milwaukee, WI, USA) and their purities were of 99%. All solvents used in this study were pesticide residue grade and obtained from J. T. Baker (Phillipsburg, NJ, USA). Alumina used as clean-up column was purchased from Supelco (Bellefonte, PA, USA).

Reaction tubes (5-6 cm) were prepared by sealing one end of borosilicate glass Pasteur pipets. About 0.5 mg of each bromophenol was inserted into the reaction tube, whose both ends were packed with glass wool. The tip of the reaction tube was flame sealed and then placed into a muffle furnace when nitrogen gas was allowed to flow at a rate of 100 mL/min. The furnace temperature was initially 100 °C, held for 10 min and then increased to 200, 300, 400 and 500 °C for 15 min. The reaction tube was removed from the furnace and allowed to cool to ambient temperature. It was opened and contents were thoroughly rinsed out with 100 mL of

*Author to whom correspondence should be addressed. Tel: +82-2-920-0790, Fax: +82-2-920-0789; e-mail: jongki@kbsi.re.kr

methylene chloride by ultra-sonicator. The extract was concentrated to about 1 mL by rotary evaporator and N₂ gas purge.

Gas Chromatography/Mass Spectrometry (GC/MS). An Agilent GC/MS system consisted of a model Agilent 6890 gas chromatograph and Agilent 5973 Network mass spectrometer (Palo Alto, CA, USA) was used. A DB-5ms cross-linked 5% phenyl methylsilicone fused-silica capillary column (30 m × 0.25 mm I.D., 0.25 μm film thickness) was used. The column was directly interfaced to the ion source. The oven temperature was initially 80 °C (held for 10 min), increased at 10 °C/min to 300 °C (held for 5 min). Samples (1 μL) were injected in the splitless mode. The carrier gas was helium (99.999%) at 1.0 mL/min and column head pressure at 9.3 psi. The electron impact source was operated at 70 eV. The injection port, transfer line and ion source temperatures were set at 280, 230, and 280 °C, respectively.

Results and Discussion

The pyrolysis of bromophenols could produce several kinds of compounds *via* diverse reaction pathways. The previous study¹³ has shown that the thermal reaction of chlorinated phenols resulted in the formation of dioxin isomers, with isomer distributions affected by steric effect associated with Cl substitution. Furans could be also formed through condensation of intermediates produced during pyrolysis of chlorophenols. In this study, the pyrolysis of each monobromophenol was performed at different temperatures 200, 300, 400, and 500 °C, respectively. The relative abundance of three bromophenols was plotted against pyrolysis temperatures, as shown in Figure 1. No thermal degradation of bromophenols was observed at 200 °C. The degradation of 2-bromophenol was more rapid at 300 °C than those of 3- and 4-bromophenols because of its relatively low boiling point and high reactivity of *ortho*-bromine. All bromophenols were completely degraded and transformed into pyro-products at 400 °C and 500 °C.

Typical mass spectra of pyro-products formed by the

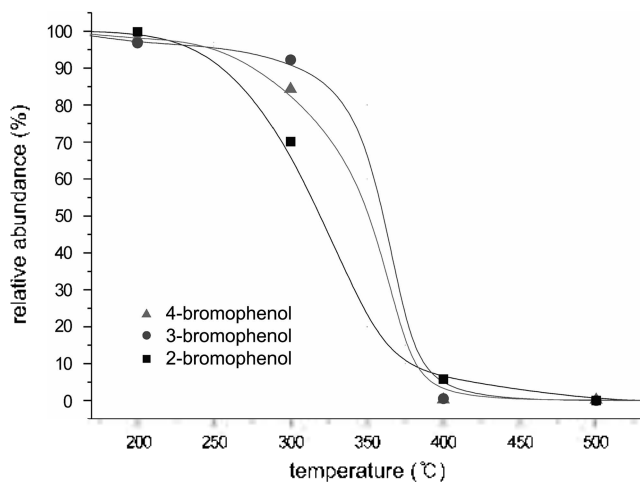


Figure 1. Thermal decay curves of monobromophenols (*o*-, *m*- and *p*-) against pyrolysis temperatures.

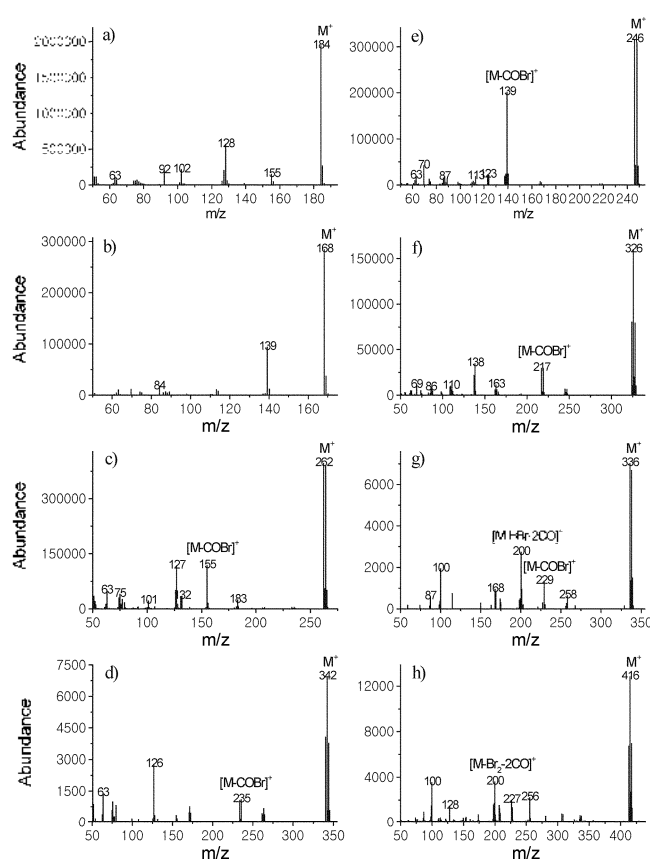


Figure 2. Typical mass spectra of dimerized products formed by the pyrolysis of monobromophenols. (a) dibenzodioxin. (b) dibenzofuran. (c) monobromodibenzodioxin. (d) dibromodibenzodioxin. (e) monobromodibenzofuran. (f) dibromodibenzofuran. (g) monobromobenzobisbenzofuran. and (h) dibromobenzobisbenzofuran

pyrolysis of bromophenols were indicated in Figure 2. The molecular and fragment ions of brominated dioxins and furans exhibited the typical, expected clustering due to the bromine isotopes. Brominated dioxins and furans were easily identifiable from these EI mass spectra by molecular ion and bromine number. Moreover, the presence of characteristic ions such as $[M-COBr]^-$ ion and doubly charged ion $[M]^{2+}$ could help for determination of the structure of brominated

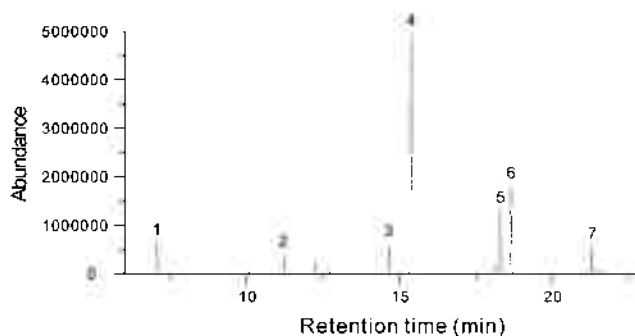
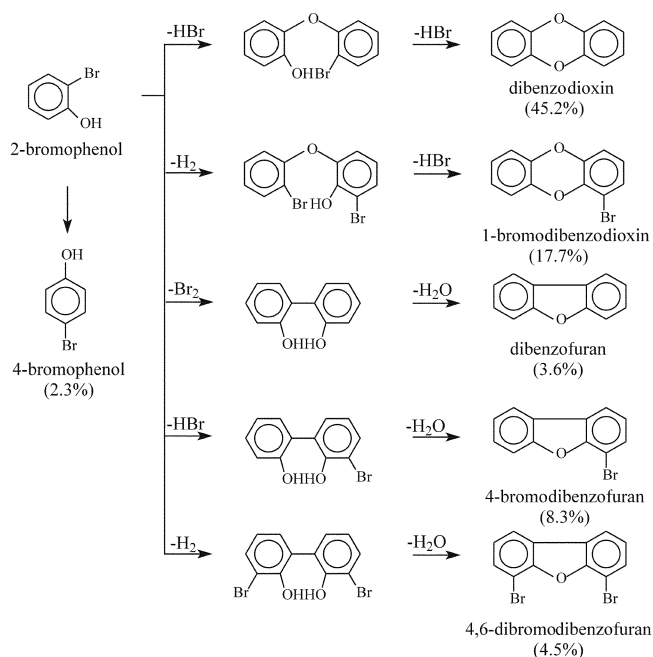


Figure 3. Total ion chromatogram of pyro-products formed by the pyrolysis of 2-bromophenol at 400 °C for 10 min. Peaks identity as follows: 1. 2-bromophenol. 2. 4-bromophenol. 3. dibenzofuran. 4. dibenzodioxin. 5. 4-bromodibenzofuran. 6. 1-bromodibenzodioxin. and 7. 4,6-dibromodibenzofuran.

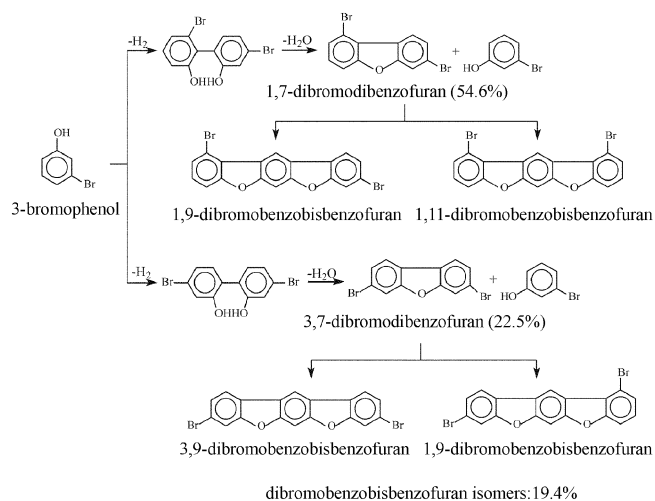


Scheme 1. Formation pathways of pyro-products by the pyrolysis of 2-bromophenol.

dioxins and furans. The fragmentation patterns of these compounds were almost similar to those of chlorinated dioxins and furans.

Typical total ion chromatogram (TIC) of pyro-products formed from the pyrolysis of *o*-bromophenol at 400 °C for 10 min was shown in Figure 3. Six major products were observed during pyrolysis and also unreacted 2-bromophenol was detected. These main products were 4-bromophenol, dioxin, furan, 1-bromodioxins, 4-bromofuran, and 4,6-dibromofuran. The possible formation mechanism of these products was more clearly indicated in Scheme 1. The formation of dioxin from the pyrolysis of 2-bromophenol was already known by previous reports^{10,11} that dioxins were formed by loss of HBr from diphenylether intermediates produced by self-condensation. On the other hand, the formation of furans was resulted in loss of H₂O from dihydroxybiphenyl intermediates. Interestingly, a part of 2-bromophenol was converted into isomeric product, 4-bromophenol, during pyrolysis process. This observation indicated that 2-bromophenol could lose bromine radical to form phenolic radical intermediate and then bromine radical attacked at *para*-position of phenolic radical to form 4-bromophenol. The bromine transfer from 2-position to 4-position has also observed in the photoreaction of 2-bromophenol.¹²

The formation of 1-bromodioxin could explain that two hydrogen radicals from *ortho*-position and hydroxyl group, respectively, were preferentially lost during the condensation of 2-bromophenol and then loss of HBr molecule from dibromo-, hydroxydiphenylether intermediate. For 4-bromofuran and 4,6-dibromofuran, the loss of HBr and H₂ molecules, respectively, were taken place and then dehydration reaction from their intermediates was occurred, as shown in



Scheme 2. Formation pathways of pyro-products by the pyrolysis of 3-bromophenol.

Scheme 1.

The pyrolysis of 3-bromophenol led to produce two kinds of pyro-products such as two dibromofuran isomers and three dibromobenzobisbenzofuran isomers, as shown in Figure 2. Two dibromofuran isomers could be assigned as 1,7- and 3,7-isomers, respectively. The dibromobenzobisbenzofuran isomers could not be exactly assigned because of the lack of authentic standard. The formation of dibromofurans could explain that once *o,o'*-dihydroxy-biphenyl intermediates were formed by the loss of two *ortho*-hydrogen radicals and followed by dehydration, as indicated in Scheme 2. For dibromobenzobisbenzofuran isomers, possible four isomers could be formed by the condensation of dibromofuran and 3-bromophenol, as shown in Scheme 2. In this study, 3 isomers were observed as shown in Figure 2, but it still remains a possibility that one isomer could not be resolved in TIC. No dibenzodioxin derivatives were observed under these experimental conditions.

Unlike 2- and 3-bromophenols, the pyrolysis of 4-bromophenol produced diverse products *via* condensation of several intermediates. Typical TIC of pyro-products obtained from the pyrolysis of 4-bromophenol at 400 °C for 10 min was shown in Figure 3. Nine main products were observed and assigned as 1,4-dibromobenzene, dibenzofuran, 2-bromodibenzofuran, 2-bromodioxin, 2,8-dibromofuran, 2,7-dibromodioxin, tribromofuran, bromobenzobisbenzofuran, and dibromobenzobisbenzofuran.

Especially, the observation of 1,4-dibromobenzene indicated that both dehydroxylation and bromination reaction was simultaneously taken place under the pyrolysis of 4-bromophenol. However, this product was not observed under the pyrolysis of 2- and 3-bromophenol. The main product, 2,8-dibromodibenzofuran, was formed by the elimination of two *ortho*-hydrogen radicals and followed by dehydration. The formation of 2-bromodibenzofuran could be explained by either the condensation of 4-bromophenol and phenol or debromination of 2,8-dibromodibenzofuran. Similarly, the sequentially thermal debromination of 2-bromodibenzofuran

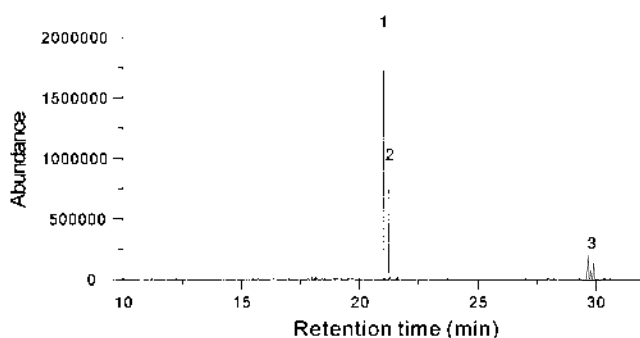


Figure 4. Total ion chromatogram of pyro-products formed by the pyrolysis of 3-bromophenol at 400 °C for 10 min. Peaks identity as follows: 1. 1,7-dibromodibenzofuran, 2. 3,7-dibromodibenzofuran, and 3. dibromobenzobisbenzofurans.

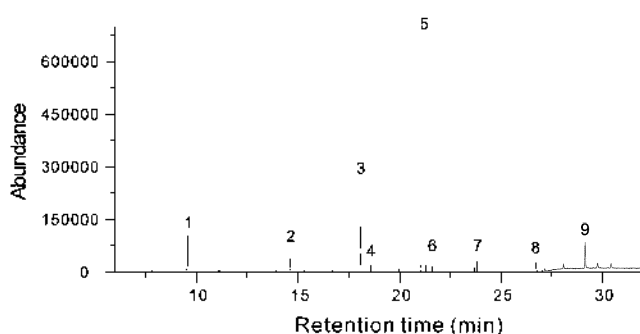
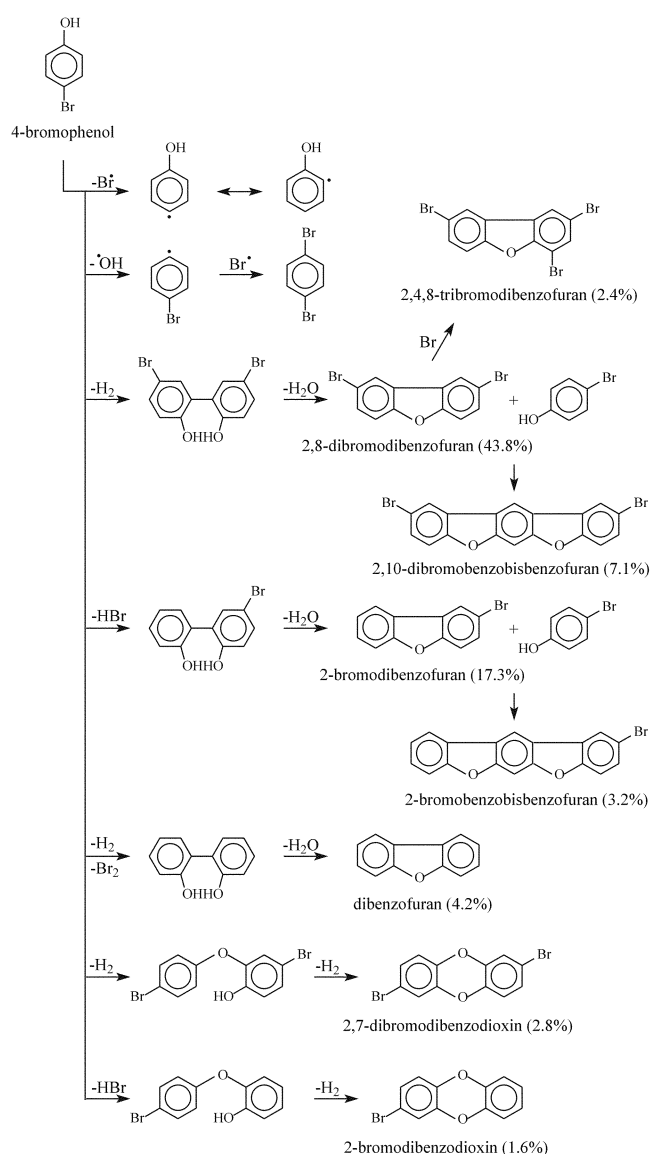


Figure 5. Total ion chromatogram of pyro-products formed by the pyrolysis of 4-bromophenol at 400 °C for 10 min. Peaks identity as follows: 1. dibromobenzene, 2. dibenzofuran, 3. 2-bromodibenzofuran, 4. 2-bromodibenzodioxin, 5. 2,8-dibromo-dibenzofuran, 6. 2,7-dibromodibenzodioxin, 7. 2,4,8-tribromodibenzofuran, 8. 2-bromo-benzobisbenzofuran, and 9. 2,11-dibromobenzobisbenzofuran.

formed from the debromination of 2,8-dibromodibenzofuran led to formation of dibenzofuran. The formation of oxidative bromination product, 2,4,8-tribromodibenzofuran, could be explained by two pathways. The one pathway is that 2,8-dibromodibenzofuran could be attacked by bromine radical which is initially produced during pyrolysis of 4-bromophenol. The other pathway is probably formed through the condensation of 4-bromophenol and 1,4-dibromobenzene.

The dioxin products were also observed during the pyrolysis of 4-bromophenol. The formation of dibromodioxins could explain that bromo,hydroxydiphenylethers as intermediates was formed through the coupling bromophenoxy radicals and bromophenol, and followed by the removal of H₂ molecule. The formation of tricyclic products could be explained by the condensation of dibromobenzofurans with 4-bromophenol, as indicated in Scheme 3.

In Figure 6, the relative abundance of dimerization products based on the integrated area are plotted against pyrolysis temperatures. It was assumption that the response factors of products are all identical in GC/MS analysis. All data points are the average of three measurements. As can be seen in Figure 6-(a) for the pyrolysis of 2-bromophenol, dibenzo-p-dioxin was formed much more rapidly than other compounds. Especially, the amounts of dioxin and furan



Scheme 3. Formation pathways of pyro-products by the pyrolysis of 4-bromophenol.

were gradually increased as pyrolysis temperature increased and the decay was not observed even at 500 °C. Whereas the formation of other products was relatively slow and the decay was observed above at 400 °C. In the pyrolysis of 3-bromophenol [Figure 6-(b)], the amounts of 1,7- and 3,7-dibromodibenzofurans was rapidly increased to 400 °C but decreased at 500 °C. These compounds might be converted into debrominated products at 500 °C by thermal degradation process. However, the amounts of dibromobenzobisbenzofuran derivatives were slightly higher at 500 °C than at 400 °C, indicating that condensation reaction continuously proceeded as temperature increases. In Figure 6-(c), all products produced by the pyrolysis of 4-bromophenol were shown similar trend which continued to increased up to 400 °C and did not significantly changed to 500 °C. These products might be stable and less degradable even at 500 °C.

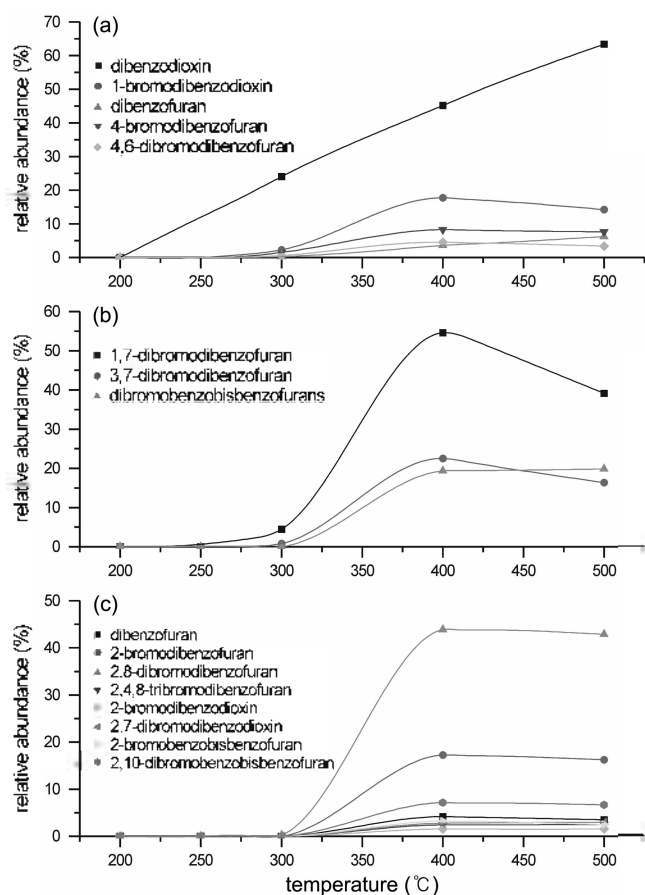


Figure 6. Formation curves of pyro-products formed by the pyrolysis of monobromophenols [(a) 2-, (b) 3-, and (c) 4-] against pyrolysis temperatures.

Conclusion

The main products produced from the pyrolysis of each bromophenol are quite different due to different formation mechanism according to the position of bromine atom on phenol structure. *Ortho*-bromophenol mainly produced the dioxin products and not observed tricyclics such as

benzobisbenzofuran derivatives. On the other hand, *m*- and *p*-bromophenols mainly produced the furan products that were formed by *ortho-ortho* carbon coupling of phenoxy radicals at unsubstituted position. From *ortho-ortho* carbon coupling, *o,o'*-dihydroxybiphenyl intermediate via keto-tautomer once formed, and followed by H₂O elimination to form furan products. Moreover, tricyclic products were formed by the condensation of dimerized products and bromophenol, during pyrolysis of *m*- and *p*-bromophenols. The dioxin products were not observed for *m*-bromophenol but were formed as minor products for *p*-bromophenol.

Acknowledgement. This work was financially supported by Eco-21 program, the Ministry of Environment, Korea.

References

- Pimentel, G. C.; McClellan, A. L. *The Hydrogen Bond*; Freeman: San Francisco, 1960.
- Vinogradov, S. N.; Linnel, R. H. *Hydrogen Bonding*; van Nostrand Reinhold: New York, 1971.
- Schuster, P.; Zundel, G.; Sandorty, C. *The Hydrogen Bond*; Elsevier: Amsterdam, 1976.
- Lassen, C.; Lokke, S.; Hasen, L. I. *Brominated Flame Retardants*. Miljøprojekt nr. 494; Danish Environmental Agency: 1999; p 240.
- Webber, R.; Hagenmaier, H. *Chemosphere* **1999**, *38*, 529-549.
- Hong, J.; Yoo, J. S.; Chang, Y. S.; Park, J.; Kim, K. J. *Bull. Korean Chem. Soc.* **1995**, *16*, 79-81.
- Born, J. G. P.; Louw, R.; Mulder, P. *Chemosphere* **1989**, *19*, 401-406.
- Born, J. G. P.; Mulder, P.; Louw, R. *Environ. Sci. Technol.* **1993**, *27*, 1849-1863.
- Mulholland, J. A.; Akki, U.; Yang, Y.; Ryu, J. Y. *Chemosphere* **2001**, *42*, 719-727.
- Sidhu, S. S.; Maqsood, L.; Dellinger, B. *Combust. Flame* **1995**, *100*, 11-20.
- Borojovich, E. J. C.; Aizenshtatt, Z. *J. Anal. Appl. Pyrol.* **2002**, *63*, 129-145.
- Akai, N.; Kudoh, S.; Takayanagi, M.; Nakata, M. *Chem. Physics Lett.* **2002**, *362*, 591-597.
- Mulholland, J. A.; Lokke, S.; Hansen, L. I.; Rutledge, G. C. *J. Phys. Chem.* **1993**, *97*, 6890-6896.