

# Digital Control for Takagi-Sugeno Fuzzy System with Multirate Sampling

Do Wan Kim\* · Young Hoon Joo\*\* · Jin Bae Park\*

\* The Department of Electrical and Electronic Engineering, Yonsei University.

\*\*The School of Electronic and Information Engineering, Kunsan National University.

## Abstract

In this paper, a new dual-rate digital control technique for the Takagi-Sugeno (T-S) fuzzy system is suggested. The proposed method takes account of the stabilizability of the discrete-time T-S fuzzy system at the fast-rate sampling points. Our main idea is to utilize the lifted control input. The proposed approach is to obtain the dual-rate discrete-time T-S fuzzy system by discretizing the overall dynamics of the T-S fuzzy system with the lifted control, and then to derive the sufficient conditions for the stabilization in the sense of the Lyapunov asymptotic stability for this system. An example is provided for showing the feasibility of the proposed discretization method.

**Key Words :** Digital control, Takagi-Sugeno (T-S) fuzzy system, stability, dual-rate sampling, linear matrix inequalities (LMIs).

## I. Introduction

Many industrial control systems consist of an analog plant and a digital controller interconnected via analog to digital (A/D) and digital to analog (D/A) converters. Owing to the recent development of the microprocessor and its interfacing hardware, the digital controller is popularly utilized for controlling complex dynamical systems such as chaotic systems [1-5] and aircrafts [6].

In practice, there are not all systems in which the A/D and the D/A conversions are made uniformly at one single rate. The faster D/A converter is used to take into account of the effects of the inter-sampling behavior of the system. There are also situations where the converse is true. For example, it is difficult to implement antialiasing filters with long time constants using analog technique. In such cases, it is much easier to apply the faster A/D. Above and beyond these causes, formulating the faster D/A or the faster A/D arises from the hardware restrictions [7]. In both case, A/D and D/A converters are operated at different rates. This is called as multirate control system.

There have been fruitful researches in the digital control system focusing on the multirate sampling. Systems with multirate sampling were first analyzed in Kranc [8]. Additional researches are given in Jury [9,10], and Kalman and Bertram [11]. More recent work on multirate systems is concerned with e.g. system analysis and stability [12-15], optimal control of multirate systems with a quadratic cost function [16-17], and  $H_\infty$  control of multirate systems [18,19]. It is noted that these multirate digital control schemes basically work only for a class of linear systems. For that reason, it is highly demanded to develop the intelligent multirate digital control

for complex nonlinear systems.

Motivated by the above observations, this paper aims at merging the Takagi-Sugeno (T-S) fuzzy model-based digital control and the multirate control technique for a class of nonlinear systems. The main contribution of this paper is to derive some sufficient conditions, in terms of the linear matrix inequalities (LMIs), such that the digitally controlled system is asymptotically stable at every intersampling points. Specifically, our main idea is to utilize the lifted control input. The proposed approach is to obtain the dual-rate discrete-time T-S fuzzy system by discretizing the overall dynamics of the T-S fuzzy system with the lifted control, and then to derive the sufficient conditions for the stabilization in the sense of the Lyapunov asymptotic stability for this system. An example is provided for showing the feasibility of the proposed discretization method.

This paper is organized as follows: In Section 2, the sampled-data T-S fuzzy system is reviewed. Section 3 discusses a new multirate control of T-S fuzzy system. In Section 4, a chaotic Lorenz system is used to demonstrate the effectiveness of our method. The paper is concluded in Section 5

## 2. Preliminaries and Problem Description

The T-S fuzzy model is described by fuzzy IF-THEN rules, which represent local linear input-output relations of a nonlinear system. Consider the  $i$ th fuzzy rule of a sampled-data T-S fuzzy model with the sampling time  $T$  governed by

$R_i$ : IF  $z_1(t)$  is about  $\Gamma_{i1}$  and ... and  $z_p(t)$  is about  $\Gamma_{ip}$

$$\text{THEN } \frac{d}{dt} x(t) = A_i x(t) + B_i u(t) \quad (1)$$

where  $R_i, i \in I_q = \{1, 2, \dots, q\}$ , is the  $i$ th fuzzy rule,  $z_h(t), h \in I_p = \{1, 2, \dots, p\}$ , is the  $h$ th premise variable,

---

Manuscript received May. 31, 2004; revised Aug. 25, 2004.  
This work was supported by a grant No. R-2004-000-10498-0 from Korea Science & Engineering Foundation.

$\Gamma_{ih}, (i, h) \in I_q \times I_p$  is the fuzzy set, and  $u(t) = u(kT)$  is the piecewise-constant control input vector to be determined time interval  $[kT, kT + T)$ . Given a pair  $(x(t), u(t))$ , Using the center-average defuzzification, product inference, and singleton fuzzifier, the overall dynamics of this sampled-data T-S fuzzy model (1) is described by

$$x(t) = \sum_{i=1}^a \theta_i(z(t)) (A_i x(t) + B_i u(t)) \quad (2)$$

where  $w_i(z(t)) = \prod_{h=1}^p \Gamma_{ih}(z_h(t))$ ,

$$\theta_i(z(t)) = \frac{w_i(z(t))}{\sum_{i=1}^a w_i(z(t))}, \text{ and } \Gamma_{ih}(z_h(t)) \text{ is the grade of}$$

membership of  $z_h(t)$  in  $\Gamma_{ih}$ . Based on the PDC [12,13], we consider the following fuzzy digital control law for the fuzzy model (2):

$R_i$ : IF  $z_1(kT)$  is  $\Gamma_{i1}$  and ... and  $z_p(kT)$  is  $\Gamma_{ip}$

$$\text{THEN } u(t) = K_{di} x(kT) \quad (3)$$

for  $t \in [kT, kT + T)$ . The overall state feedback fuzzy-model-based digital control law is represented by

$$u(t) = \sum_{i=1}^a \theta_i(z(kT)) K_{di} x(kT) \quad (4)$$

**Problem 1:** Because the fuzzy model (2) is subject to the sampling time  $T$ , in general, stabilizing controller at the intersampling points do not exist. The aim of this paper is to design the digital control law (4) such that the closed-loop system is asymptotically stable at every intersampling points.

### 3. Dual-Rate Fuzzy-Model-Based Digital Control

#### 3.1 Fast Discretization for Continuous-Time T-S Fuzzy System

Our proposed method of discretizing the continuous-time T-S fuzzy system is to apply the fast discretization technique [1] to the T-S fuzzy system. The fast discretization leads to a dual-rate discrete-time system which can be lifted to a single-rate discrete-time system. Specifically, the continuous T-S fuzzy system is discretized with fast-rate sampling  $T_f (= T_s/n)$ . For this discretized version, lifting the control input so that the lifted signals correspond to the slow-rate sampling  $T_s$  results in a lifted system. To maintain the polytopic structure of the lifted system for designing the digital fuzzy model-based controller, we utilize the following assumption.

Assumption 1 [11] Suppose that the firing strength  $\theta_i(t)$  for  $t \in [kT_s, (k+1)T_s)$  is  $\theta_i(kT_s)$ . That is

$$\theta_i(t) \approx \theta_i(kT_s) \quad (5)$$

Then, the nonlinear matrices  $\sum_{i=1}^a \theta_i(z(t)) A_i$  and  $\sum_{i=1}^a$

$\theta_i(z(t)) B_i$  of (2) can be approximated as the piecewise constant matrices  $\sum_{i=1}^a \theta_i(z(kT_s)) A_i$  and  $\sum_{i=1}^a \theta_i(z(t)) B_i$  respectively.

Theorem 1 The sampled-data T-S fuzzy system (2) can be converted to the following pointwise dynamical behavior with a slow sampled system and a lifted sampled input.

$$x[k+1] = G(\theta[k])x[k] + \tilde{H}(\theta[k]) \tilde{u}[k] \quad (6)$$

where  $x[k] = x(kT_s)$ ,  $u[k] = u(kT_s)$ ,  $\theta[k] = \theta(z(kT_s))$ ,

$$G(\theta[k]) = G_f^n(\theta[k]) = \left( \sum_{i=1}^a \theta_i[k] G_{fi} \right)^n,$$

$$\tilde{H}(\theta[k]) = (G_f^{n-1}(\theta[k]) + G_f^{n-2}(\theta[k]) + \dots + I) H_f(\theta[k]),$$

$$H_f(\theta[k]) = \sum_{i=1}^a \theta_i(z(kT_s)) H_{fi} \quad G_{fi} = \exp(A_i T_f),$$

$H_{fi} = (G_{fi} - I) A_i^{-1} B_i$ , a lifted sampled input  $\tilde{u}[k]$  is defined as

$$\tilde{u}[k] = \begin{bmatrix} \tilde{u}_1[k] \\ \tilde{u}_2[k] \\ \vdots \\ \tilde{u}_n[k] \end{bmatrix} = \begin{bmatrix} u(lT_f) \\ u((l+1)T_f) \\ \vdots \\ u((l+n-1)T_f) \end{bmatrix}$$

and the matrices  $G(\theta[k])$  and  $\tilde{H}(\theta[k])$  are given by

$$G(\theta[k]) = G_f^n(\theta[k])$$

$$\tilde{H}(\theta[k]) = \begin{bmatrix} G_f^{n-1}(\theta[k]) H_f(\theta[k]) & G_f^{n-2}(\theta[k]) H_f(\theta[k]) & \dots & H_f(\theta[k]) \end{bmatrix}$$

**Proof:** The proof is omitted due to lack of space. ■

In the proposed discretization method, two approximations are performed as follows:

$$\exp(A(\theta[k]) T_f) \approx G_{fi}(\theta[k]) \quad (7)$$

$$(G_f(\theta[k]) - I) A^{-1}(\theta[k]) B(\theta[k]) \approx H_f(\theta[k]) \quad (8)$$

To analyze, introduce approximation error defined by

$$e_1 = \|\exp(A(\theta[k]) T_f) - G_{fi}(\theta[k])\|_2 \quad (9)$$

Applying Taylor series expansion from the right-hand side gives

$$e_1 = T_f^2 \left| \left( \frac{1}{2!} \left( \sum_{i=1}^a \theta_i[k] A_i \right)^2 - \frac{1}{2!} \sum_{i=1}^a \theta_i[k] A_i^2 \right) + \dots \right|_2 = O(T_f^2) = O\left(\left(\frac{T_s}{n}\right)^2\right) \quad (10)$$

In the same manner, approximation error in (8) is

$$e_2 = \|(G_f(\theta[k]) - I) A^{-1}(\theta[k]) B(\theta[k]) - H_f(\theta[k])\|_2 = O(T_f) = O\left(\frac{T_s}{n}\right) \quad (11)$$

From (10) and (11), approximation error clearly goes to zero as  $n$  approaches the infinity.

**Remark 1** In the conventional discretization method with single-rate sampling [10,11], the approximations are also performed at above two cases, and the approximation results are exactly equal to (7) and (8) when  $n=1$ . Therefore, our discretized version (6) yields smaller approximation error than that of [10,11].

**Remark 2** The proposed method needs no the fast-rate sampling device because our discretized version yields relatively small error for the long sampling time by virtue of the dual-rate sampling schemes.

**Corollary 1** The fast-sampled discrete-time system of (2) is obtained as follows:

$$x[l+1] = G_f(\theta[l])x[l] + H_f(\theta[l])u[l] \quad (12)$$

where  $x[l] = x(lT_f)$  and  $\theta[l] = \theta(lT_f)$ .

**Proof:** When  $n=1$  and  $T=T_f$ , it can be straightforwardly proved by Theorem 1.  $\square$

### 3.2 Stability Conditions

In this subsection, we derive the stability conditions for the dual-rate T-S fuzzy system (6). Consider the open-loop system for (6).

$$x[k+1] = G(\theta[k])x[k] \quad (13)$$

The following theorem gives a set of conditions for ensuring the stability of (13).

**Theorem 2** The equilibrium of (13) is globally asymptotically stable in the sense of Lyapunov stability criterion if there exists a common positive definite matrix  $P$  such that

$$G_{fi}^T P G_{fi} - P < 0 \quad i \in [1, q] \quad (14)$$

**Proof:** The proof is omitted due to lack of space.  $\square$

**Remark 3** From Theorem 2, we know that if  $G_f(\theta[l])$  is globally asymptotically stable, so is  $G(\theta[k])$ . This is very useful property for the design of digital controller.

### 3.3 Design of Stabilizable Digital Controller

Our main objective is to construct the stabilizable controller for (2) at fast-rate sampling points. We first design a stabilizable controller for the fast-sampled discrete-time system, and then convert the controlled system into (6).

We consider the following state feedback fuzzy control law:

$$u[l] = \sum_{i=1}^q \theta_i[l] K_{di} x[l] \quad (15)$$

Then, the closed-loop system can be rewritten as

$$x[l+1] = \sum_{i=1}^q \sum_{j=1}^q \theta_i[l] \theta_j[l] (G_{fi} + H_{fi} K_{dj}) x[l] \quad (16)$$

The following theorem provides the sufficient conditions for the stabilization in the sense of the Lyapunov asymptotic stability for (6).

**Theorem 3** For the dual-rate T-S fuzzy system (6), the closed-loop system under the state feedback controller law

$$\tilde{u}[k] = K_d(\theta[k]) \begin{bmatrix} (G_f(\theta[k]) + H_f(\theta[k])K_d(\theta[k])) \\ \vdots \\ (G_f(\theta[k]) + H_f(\theta[k])K_d(\theta[k]))^{n-1} \end{bmatrix} \times x[k] \quad (17)$$

is globally asymptotically stabilizable in the sense of Lyapunov stability criterion if there exist symmetric positive definite matrix  $Q$  and constant matrix  $F$  such that

$$\begin{cases} \begin{bmatrix} -Q & * \\ G_{fi}Q + H_{fi}F_i & -Q \end{bmatrix} < 0 & i \in [1, q] \\ \begin{bmatrix} -Q & * \\ G_{fj}Q + H_{fj}F_j + G_{fi}Q + H_{fi}F_i & -Q \end{bmatrix} < 0 & i < j \in [1, q] \end{cases} \quad (18)$$

where  $*$  denotes the transposed element in symmetric position.

**Proof:** The proof is omitted due to lack of space.  $\blacksquare$

## 4. Computer Simulations

In this section, we use the results in Section 3 to discretize the continuous-time T-S fuzzy system, which is the fuzzy model of the chaotic Lorenz equation. The Lorenz equation is given by

$$\frac{d}{dt} \begin{bmatrix} x_1(t) \\ x_2(t) \\ x_3(t) \end{bmatrix} = \begin{bmatrix} -\sigma x_1(t) + \sigma x_2(t) \\ r x_1(t) - x_2(t) - x_1(t)x_3(t) \\ x_1(t)x_2(t) - b x_3(t) \end{bmatrix} \quad (19)$$

where  $\sigma, r, b > 0$  are parameters  $\sigma$  is the Prandtl number,  $r$  is the Rayleigh number, and  $b$  is a scaling constant). The corresponding T-S fuzzy model of the system in (19) is expressed as follows:

$R_1$ : IF  $x_1(t)$  is about  $\Gamma_{11}$

$$\text{THEN} \quad \frac{d}{dt} \begin{bmatrix} x_1(t) \\ x_2(t) \\ x_3(t) \end{bmatrix} = A_1 \begin{bmatrix} x_1(t) \\ x_2(t) \\ x_3(t) \end{bmatrix}$$

$R_2$ : IF  $x_1(t)$  is about  $\Gamma_{21}$

$$\text{THEN} \quad \frac{d}{dt} \begin{bmatrix} x_1(t) \\ x_2(t) \\ x_3(t) \end{bmatrix} = A_2 \begin{bmatrix} x_1(t) \\ x_2(t) \\ x_3(t) \end{bmatrix} \quad (20)$$

where

$$A_1 = \begin{bmatrix} \sigma & -\sigma & 0 \\ r & -1 & -x_{1\min} \\ 0 & x_{1\min} & -b \end{bmatrix}, \quad A_2 = \begin{bmatrix} \sigma & -\sigma & 0 \\ r & -1 & -x_{1\max} \\ 0 & x_{1\max} & -b \end{bmatrix} \quad (21)$$

and the membership functions are

$$\Gamma_1^1(x_1(t)) = \frac{-x_1(t) + x_{1\max}}{x_{1\max} - x_{1\min}}, \quad \Gamma_1^2(x_2(t)) = \frac{x_1(t) - x_{1\min}}{x_{1\max} - x_{1\min}} \quad (22)$$

where  $\Gamma_{ij}$  are positive semi-definite for all  $x \in [x_{1\min},$

$$x_{1max}] = [-20, 30].$$

First, we simulate the continuous-time T-S fuzzy system. The input matrices are arbitrary chosen as

$$B_1 = B_2 = \begin{bmatrix} 1 \\ 0 \\ 0 \end{bmatrix} \quad (23)$$

where preserve the controllability of the system. Figure 1 shows the trajectory of the T-S fuzzy system of the Lorenz system with the input  $u(t) = 10 \sin(10t)$ , the parameter choice  $(\sigma, r, b) = (10, 28, 8/3)$ , and initial condition  $x(0) = [10, -10, 10]^T$ .

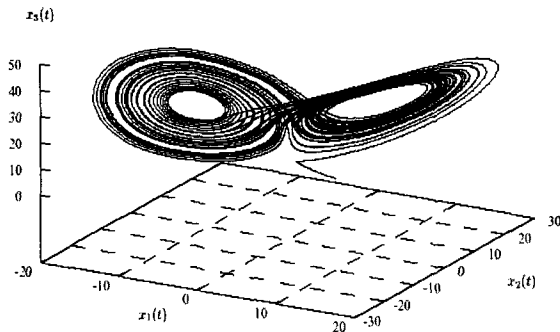


Figure 1. Trajectory of the Lotrenz system.

For the T-S fuzzy system (20) with (23), we seek to a stabilizing dual-rate digital controller (17), where  $n=1, 2$ , and 4. Applying Theorem 3 yields the digital gain matrices  $K_{di}$  for the sampling  $T_s=0.04$  sec., as

with  $n=1$ ,

$$K_{d1} = [-31.2155 \quad -21.7680 \quad -13.3059]$$

$$K_{d2} = [-30.0575 \quad -16.8091 \quad 18.1496]$$

with  $n=2$ ,

$$K_{d1} = [-55.8677 \quad -39.9455 \quad -13.6820]$$

$$K_{d2} = [-55.6458 \quad -37.7265 \quad 18.7637]$$

with  $n=4$ ,

$$K_{d1} = [-105.1277 \quad -72.8969 \quad -14.2594]$$

$$K_{d2} = [-105.0382 \quad -72.2410 \quad 17.9034] \quad (24)$$

Figure 2 and 3 report that all trajectories are guided to the equilibrium points at origin.

Another relatively longer sampling  $T_s=0.08$  sec. is chosen so as to show the superiority of the proposed method to the single-rate control ( $n=1$ ) in the stabilizability. Based on Theorem 3, the digital control gain matrices are obtained as follows:

with  $n=1$ ,

$$K_{d1} = [-17.0985 \quad -8.2747 \quad -10.9188]$$

$$K_{d2} = [-14.0584 \quad -1.2786 \quad 10.9158]$$

with  $n=2$ ,

$$K_{d1} = [-31.2155 \quad -21.7680 \quad -13.3059]$$

$$K_{d2} = [-30.0575 \quad -16.8091 \quad 18.1496]$$

with  $n=4$ ,

$$K_{d1} = [-55.8677 \quad -39.9455 \quad -13.6820]$$

$$K_{d2} = [-55.6458 \quad -37.7265 \quad 18.7637] \quad (25)$$

Figure 4 and 5 depict the trajectories and the time responses of the digitally controlled system. As shown in these figures, the single-rate digitally controlled system is not stable in spite of obtaining the feasible gain matrices. On the other hand, the dual-rate controllers with  $T_u = T_s/2$  and  $T_u = T_s/4$  stabilize the given system.

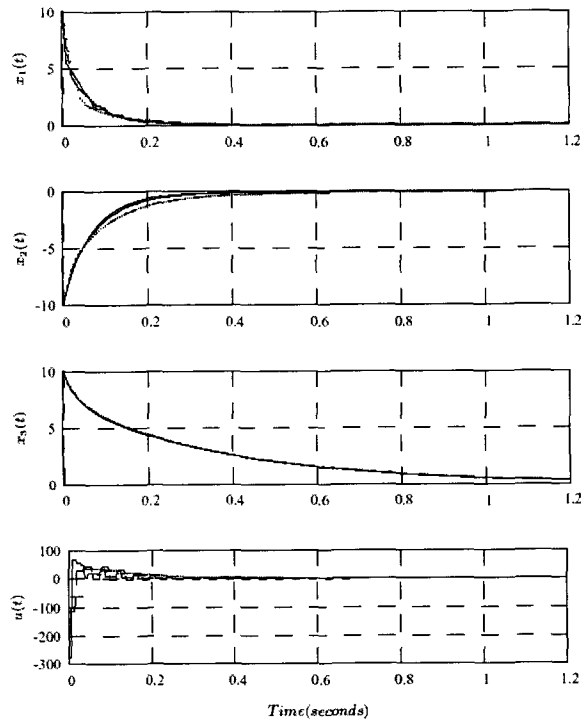


Figure 2. The time responses of the controlled Lorenz system ( $T=0.04$  sec., dotted line:  $n=1$ ; dased line:  $n=2$ , solid lione  $n=4$ ).

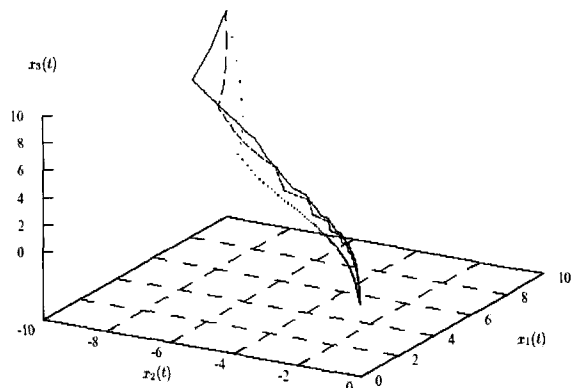


Figure 3. The trajectories of the controlled Lorenz system ( $T=0.04$  sec., dotted line:  $n=1$ ; dased line:  $n=2$ , solid lione  $n=4$ ).

It is noted that the proposed method guarantees the stability of the controlled system in much wider range of sampling period than the single-rate digital method in which may fail to stabilize the system especially for relatively longer sampling period, which is major advantage of the proposed method. This is because the proposed dual-rate control is ensured at intersample points, whereas the other approach does not.

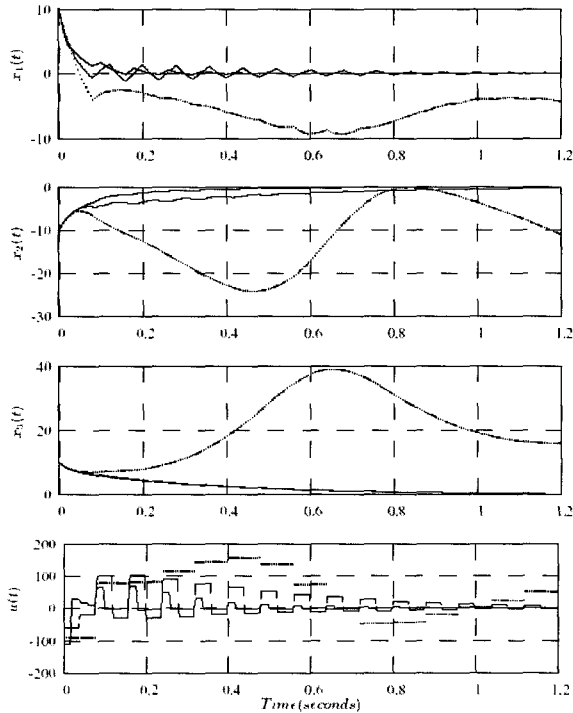


Figure 4. The time responses of the controlled Lorenz system (T=0.08 sec., dotted line: n=1; dashed line: n=2, solid line: n=4).

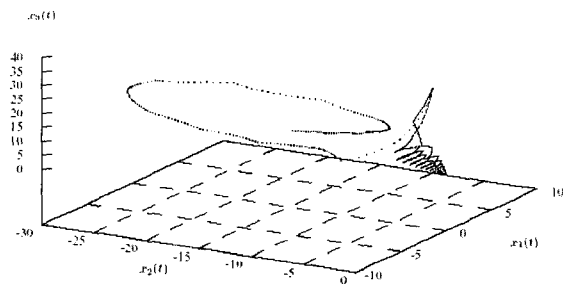


Figure 5. The trajectories of the controlled Lorenz system (T=0.08 sec., dotted line: n=1; dashed line: n=2, solid line: n=4).

### 5. Closing Remarks

In this paper, a new dual-rate digital control method has been proposed for the T-S fuzzy system, and its validity has been verified through the computer simulations. We have formulated and solved the intersampling stability problem for the fuzzy-model-based sampled-data system. The proposed

fast discretization approach leads to the dual-rate T-S fuzzy system which can be lifted to a single-rate discrete-time system. For this system, the stability conditions at the fast-rate sampling points have been derived. Finally, for the digitally controlled

T-S fuzzy system, the sufficient stabilization conditions in the sense of the Lyapunov asymptotic stability have been derived. For the given simulations, the results have shown that the proposed

discretization method yields the smaller discretization error than the conventional discretization method. It indicates the great potential for reliable application of design of the fuzzy-model-based digital controller.

### 6. References

- [1] Y. H. Joo, L. S. Shieh, and G. Chen, "Hybrid state-space fuzzy model-based controller with dual-rate sampling for digital control of chaotic systems," *IEEE Trans. Fuzzy Syst.*, vol. 7, no. 4, pp. 394-408, 1999.
- [2] W. Chang, J. B. Park, Y. H. Joo, and G. Chen, "Design of sampled-data fuzzy-model-based control systems by using intelligent digital redesign," *IEEE Trans. Circ. Syst. I*, vol. 49, no. 4, pp. 509-517, 2002.
- [3] W. Chang, J. B. Park, and Y. H. Joo, "GA-based intelligent digital redesign of fuzzy-model-based controllers," *IEEE Trans. Fuzzy Syst.*, vol. 11, no. 1, pp. 35-44, 2003.
- [4] Z. Li, J. B. Park, and Y. H. Joo, "Chaotifying continuous-time T-S fuzzy systems via discretization," *IEEE Trans. Circ. Syst. I*, vol. 48, no. 10, pp. 1237-1243, 2001.
- [5] H. J. Lee, H. B. Kim, Y. H. Joo, W. Chang, and J. B. Park, "A new intelligent digital redesign for T-S fuzzy systems: global approach," *IEEE Trans. Fuzzy Syst.*, to be published, 2004.
- [6] L. S. Shieh, W. M. Wang, J. Bain, and J. W. Sunkel, "Design of lifted dual-rate digital controllers for X-38 vehicle," *Journal of Guidance, Contr. Dynamics*, vol. 23, pp. 629-339, Jul., 2000.
- [7] H. Fujimoto, Y. Hori, and A. Kawamura, "Perfect tracking control based on multirate feedforward control with generalized sampling periods," *IEEE Trans. Ind. Electron.*, vol. 48, no. 3, pp. 636-644, 2001.
- [8] G. M. Kranc, "Input-output analysis of multirate feedback systems," *IRE Trans. Automat. contr.*, vol 3, pp 21-28, 1957.
- [9] E. I. Jury, "A general z-transform formula for sampled-data systems," *IEEE Trans. Automat. contr.*, vol 12, pp 606-608, 1967.
- [10] E. I. Jury, "A note on multirate sampled-data systems," *IEEE Trans. Automat. contr.*, vol 12, pp 319-320, 1967.
- [11] R. E. Kalman and J. E. Bertram, "A unified approach to the theory of sampling systems," *J. Franklin Inst.*, no. 267, pp. 405-436, 1959.
- [12] M. Araki and K. Yamamoto, "Multivariable multirate sampled-data systems: State-space description, transfer

characteristics, and Nyquist criterion," *IEEE Trans. Automat. Contr.*, vol. 31, pp. 145-154, 1986.

- [13] H. Ito, H. Ohmori, and A. Sano, "Stability analysis of multirate sampled-data control systems," *IMA J. Math. Contr. Info.* vol. 11, pp. 341-354, 1994.
- [14] D. G. Meyer, "A parametrization of stabilizing controllers for multirate sampled-data systems," *IEEE Trans. Automat. Contr.*, vol. 35, pp. 233-236, 1990.
- [15] M. C. Berg, N. Amit, and J. D. Powell, "Multirate digital control system design," *IEEE Trans. Automat. Contr.*, vol. 33, pp. 1139-1150, 1988.
- [16] T. Chen and L. Qiu, " $H_{\infty}$  design of general multirate sampled-data control systems," *Automatica*, vol. 30, pp. 1139-1152, 1994.
- [17] L. Qiu and T. Chen, " $H_2$ -optimal design of multirate sampled-data systems," *IEEE Trans. Automat. Contr.*, vol. 39, pp. 2506-2511, 1994.
- [18] P. G. Voulgaris and B. Bamieh, "Optimal  $H_{\infty}$  and  $H_2$  control of hybrid multirate systems," *Syst. Contr. Lett.*, vol. 20, pp. 249-261, 1993.
- [19] P. G. Voulgaris, M. A. Dahleh, and L. S. Valavani, " $H_{\infty}$  and  $H_2$  optimal controllers for periodic and multirate systems," *Automatica*, vol. 30, pp. 251-263, 1994.



**Do Wan Kim**

received the B.S. and M.S. degrees in electrical engineering from Yonsei University, Seoul, Korea, in 2002 and 2004, respectively.

He is currently working toward the Ph.D. degree in the Department of Electrical and Electronic Engineering, Yonsei University, Seoul, Korea. His current research interests

include stability analysis in fuzzy systems, fuzzy-model-based control.



**Young Hoon Joo**

received the B.S., M.S., and Ph.D. degrees in electrical engineering from Yonsei University, Seoul, Korea, in 1982, 1984, and 1995, respectively. He worked with Samsung Electronics Company, Seoul, Korea, from 1986 to 1995, as a Project Manager. He was with the University of

Houston, Houston, TX, from 1998 to 1999, as a Visiting Professor in the Department of Electrical and Computer Engineering. He is currently an Associate Professor in the School of Electronic and Information Engineering, Kunsan National University, Korea. His major interest is mainly in the field of mobile robots, fuzzy modeling and control, genetic algorithms, intelligent control, and nonlinear systems control. He is serving as the Associate Editor for the Transactions of the Korean Institute of Electrical Engineers (KIEE) and Editor-in-Chief for the Korea Journal of Fuzzy Logic and Intelligent Systems.



**Jin Bae Park**

received the B.E. degree in electrical engineering from Yonsei University, Seoul, Korea, and the M.S. and Ph.D. degrees in electrical engineering from Kansas State University, Manhattan, in 1977, 1985, and 1990, respectively. Since 1992, he has been with the Department of Electrical and

Electronic Engineering, Yonsei University, Seoul, Korea, where he is currently a Professor. His research interests include robust control and filtering, nonlinear control, mobile robot, fuzzy logic control, neural networks, genetic algorithms, and Hadamard-transform spectroscopy. He is serving as the Director for the Transactions of the Korean Institute of Electrical Engineers (KIEE) and the Institute of Control, Automation, and Systems Engineers.