

# 세계곡물 가격 및 수급동향

1. 가

가

가 5 18

151.10US\$/MT

가 USDA Report

145.00US\$/MT

(06/07

6.10US\$/MT

가

: 9.8%, 05/06

10.4%

) 가

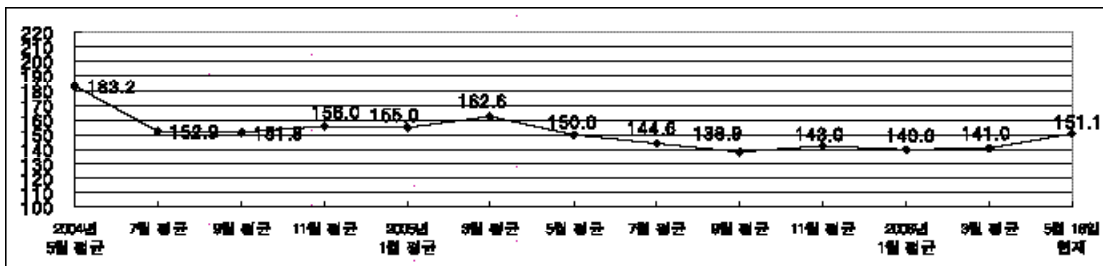
(5 14 )

( : %)

	2006.5.14	2006.5.7	2005.5.14	5	2006.5.14	2006.5.7	2005.5.14	5
18 (%)	33	18	43	35	9	-	10	10

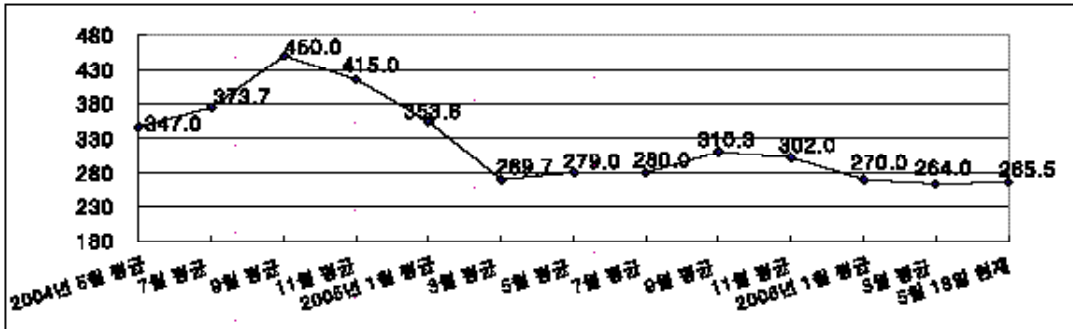
< 가 >

( : C&F US\$/MT)




< 가 >

( : C&F US\$/MT)




< 가 >

( : C&F US\$/MT)



< 가 >

( : C&F US\$/MT)



가			23.1%(3,940 )	.
	가		11.8% 05/06	15.8% 4.0%
가 5 18	265.46US\$/MT	06/07		3,306
	260.00US\$/MT		05/06	6,089
5.46US\$/MT	가	45.7(2,780 )	.	.
		10.5% 05/06	20.4%	9.9%

(1)

		06/07		6 8,028
06/07	9 6,439		05/06 6	8,647
05/06 9 6,802		0.9%(620 )	.	.
0.4%(360 )			7 1,733	
10 376	05/06	05/06 6 8,848		4.2%(2,890
9 7,725	2.7%(2,650 )	) 가 ,		7,799
가 , 10 276		05/06 7,351		6.1%(450
05/06 10 60	2.1%(220	) 가 .		
) 가 .		06/07		2 6,798
06/07	2 8,362		05/06 2	8,226
05/06 2 9,874		5.1%(1,430 )	.	.
5.1%(1,510 )			2 4,118	05/06
2 5,389	05/06	2 2,823		5.7%(1,300 )
2 4,151	5.1%(1,240 )	가 ,		5,461
가 , 5,989		05/06 5,144		6.2%(320 )
05/06 5,708	4.9%(280 )	가 .		
가 .				

		06/07		9,226
06/07	1 3,078		05/06 1	2,931
	05/06 1 7,015	28.7%(3,710 )	.	.

11.6% 05/06 17.0% 5.4%

06/07 2,898

05/06 5,654

48.7%(2,760 )

9.8% 05/06 20.2% 10.4%

(3)

05/06 2 2,180

2 2,226

0.2%(50 )

1,558 2.9%(620 ) 가

2 1,257

2 1,375 0.6%(120

) , 04/05 2 527

3.6%(730 ) 가 ,

6,638 6,577

0.9%(60 ) , 04/05 6,479

2.5%(160 ) 가 .

05/06 8,400

, 04/05

8,501 1.2%(101 )

5,121

, 04/05 5,125

0.1%(4 ) ,

2,449

, 04/05 3,001

18.4%(552 ) .

05/06 5,594

5,375

4.1%(220 ) , 04/05 4,773

17.2%(820 ) 가 ,

20.1% 19.2%

0.9%, 04/05 17.7% 2.4%

가 .

05/06 1,537

, 04/05

696 120.8%(841 )

가 , 20.3%

, 04/05 8.6%

11.7% 가 .

(4)

05/06 1 4,327

1 4,408

0.6%(80 ) , 04/05 1

3,835 3.6%(490 ) 가

1 4,341

1 4,378 0.3%(40 )

, 04/05 1 3,655

5.0%(690 ) 가 ,

4,875 4,838

0.8%(40 ) , 04/05 4,652

4.8%(220 ) 가 .

05/06 3,675

3,684

0.2%(10 ) , 04/05 3,694

0.5%(20 ) . ) 가 , 04/05 661  
 3,053 9.2%(61 ) .  
 3,062 0.3%(10 ) 3.1% 2.9%  
 , 04/05 3,045 0.2% 가 , 04/05 3.6%  
 0.3%(10 ) 가 , 631 0.5% .  
 , 05/06 23  
 04/05 666 5.3%(35 ) , 04/05  
 . 16 43.8%(7 ) 가  
 . 0.6%  
 , 04/05 0.4% 0.2% 가  
 05/06 600 .  
 552 8.7%(48

06/07 (USDA, 5 12 )

( : ,%)

	06/07.5(A)	964.39	1003.76	102.76	130.78	11.8
	05/06(B)	968.02	977.25	100.60	170.15	15.8
	(A/B)	-0.4	2.7	2.1	-23.1	
	06/07.5(A)	283.62	253.89	59.89	33.06	10.5
	05/06(B)	298.74	241.51	57.08	60.89	20.4
	(A/B)	-5.1	5.1	4.9	-45.7	
	06/07.5(A)	680.28	717.33	77.99	92.26	11.6
	05/06(B)	686.47	688.48	73.51	129.31	17.0
	(A/B)	-0.9	4.2	6.1	-28.7	
	06/07.5(A)	267.98	241.18	54.61	28.98	9.8
	05/06(B)	282.26	228.23	51.44	56.54	20.2
	(A/B)	-5.1	5.7	6.2	-48.7	
	06/07.5(A)	600.47	616.07	108.66	128.13	17.7
	05/06(B)	620.36	626.96	112.28	143.73	19.4
	(A/B)	-3.2	-1.7	-3.2	-10.9	
	05/06.5(A)	221.80	212.57	66.38	55.94	20.1
	05/06.4(B)	222.26	213.75	65.77	53.75	19.2
	04/05(C)	215.58	205.27	64.79	47.73	17.7
	(A/B)	-0.2	-0.6	0.9	4.1	
	(A/C)	2.9	3.6	2.5	17.2	

	05/06.5(A)	84.00	51.21	24.49	15.37	20.3
	05/06.4(B)	84.00	51.21	24.49	15.37	20.3
	04/05(C)	85.01	51.25	30.01	6.96	8.6
	(A/B)	0.0	0.0	0.0	0.0	
	(A/C)	-1.2	-0.1	-18.4	120.8	
	05/06.5(A)	143.27	143.41	48.75	6.00	3.1
	05/06.4(B)	144.08	143.78	48.38	5.52	2.9
	04/05(C)	138.35	136.55	46.52	6.61	3.6
	(A/B)	-0.6	-0.3	0.8	8.7	
	(A/C)	3.6	5.0	4.8	-9.2	
	05/06.5(A)	36.75	30.53	6.31	0.23	0.6
	05/06.4(B)	36.84	30.62	6.31	0.23	0.6
	04/05(C)	36.94	30.45	6.66	0.16	0.4
	(A/B)	-0.2	-0.3	0.0	0.0	
	(A/C)	-0.5	0.3	-5.3	43.8	

:

	06/07		05/06		A/B	A/C
	06. 5(A)	06. 4(B)	05. 5(C)	05. 4		
	170.15	-	179.39	-	-	94.85
	964.39	-	968.02	-	-	99.63
	100.74	-	99.84	-	-	100.90
	1,235.28	-	1,247.25	-	-	99.04
	1,003.76	-	977.25	-	-	102.71
	636.55	-	627.03	-	-	101.52
	367.21	-	350.22	-	-	104.85
	102.76	-	100.60	-	-	102.15
	1,106.52	-	1,077.85	-	-	102.66
	130.78	-	170.15	-	-	76.86
(%)	11.82%	-	15.79%	-	-	

:

	06/07		05/06		A/B	A/C
	06. 5(A)	06. 4(B)	05. 5(C)	05. 4		
	60.89	-	58.80	-	-	103.55
	283.62	-	298.74	-	-	94.94
	2.33	-	1.94	-	-	120.10
	346.84	-	359.48	-	-	96.48
	253.89	-	241.51	-	-	105.13
	157.62	-	159.61	-	-	98.75
	96.27	-	81.90	-	-	117.55
	59.89	-	57.08	-	-	104.92
	313.78	-	298.59	-	-	105.09
	33.06	-	60.89	-	-	54.29
(%)	10.54%	-	20.39%	-		

	06/07		05/06		A/B	A/C
	06. 5(A)	06. 4(B)	05. 5(C)	05. 4		
	129.31	-	131.32	-	-	98.47
	680.28	-	686.47	-	-	99.10
	76.36	-	74.88	-	-	101.98
	885.95	-	892.67	-	-	99.25
	717.33	-	688.48	-	-	104.19
	474.19	-	465.80	-	-	101.80
	243.14	-	222.68	-	-	109.19
	77.99	-	73.51	-	-	106.09
	795.32	-	761.99	-	-	104.37
	92.26	-	129.31	-	-	71.35
(%)	11.60%	-	16.97%	-		

	06/07		05/06		A/B	A/C
	06. 5(A)	06. 4(B)	05. 5(C)	05. 4		
	56.54	-	53.70	-	-	105.29
	267.98	-	282.26	-	-	94.94
	0.25	-	0.25	-	-	100.00
	324.77	-	336.21	-	-	96.60
	241.18	-	228.23	-	-	105.67
	151.14	-	152.41	-	-	99.17
	90.04	-	75.82	-	-	118.75
	54.61	-	51.44	-	-	106.16
	295.79	-	279.67	-	-	105.76
	28.98	-	56.54	-	-	51.26
(%)	9.80%	-	20.22%	-		

### EU

	06/07		05/06		A/B	A/C
	06. 5(A)	06. 4(B)	05. 5(C)	05. 4		
	22.94	-	24.46	-	-	93.79
	136.81	-	131.79	-	-	103.81
	2.95	-	3.50	-	-	84.29
	162.70	-	159.75	-	-	101.85
	134.15	-	132.34	-	-	101.37
	101.62	-	100.11	-	-	101.51
	32.53	-	32.23	-	-	100.93
	5.01	-	4.46	-	-	112.33
	139.16	-	136.80	-	-	101.73
	23.54	-	22.94	-	-	102.62
(%)	16.92%	-	16.77%	-		

EU

	06/07		05/06		A/B	A/C
	06. 5(A)	06. 4(B)	05. 5(C)	05. 4		
	10.26	-	7.75	-	-	132.39
	50.00	-	48.32	-	-	103.48
	2.50	-	3.00	-	-	83.33
	62.76	-	59.07	-	-	106.25
	49.80	-	48.50	-	-	102.68
	40.00	-	39.00	-	-	102.56
	9.80	-	9.50	-	-	103.16
	1.00	-	0.30	-	-	333.33
	50.80	-	48.80	-	-	104.10
	11.96	-	10.26	-	-	116.57
(%)	23.54%	-	21.02%	-		

	06/07		05/06		A/B	A/C
	06. 5(A)	06. 4(B)	05. 5(C)	05. 4		
	32.58	-	36.56	-	-	89.11
	135.00	-	134.00	-	-	100.75
	0.10	-	0.03	-	-	333.33
	167.68	-	170.59	-	-	98.29
	137.00	-	133.00	-	-	103.01
	101.00	-	99.00	-	-	102.02
	36.00	-	34.00	-	-	105.88
	4.00	-	5.00	-	-	80.00
	141.00	-	138.00	-	-	102.17
	26.68	-	32.58	-	-	81.89
(%)	18.92%	-	23.61%	-		

	06/07		05/06		A/B	A/C
	06. 5(A)	06. 4(B)	05. 5(C)	05. 4		
	143.73	-	150.33	-	-	95.61
	600.47	-	620.36	-	-	96.79
	107.83	-	107.71	-	-	100.11
	852.03	-	878.40	-	-	97.00
	616.07	-	626.96	-	-	98.26
	106.54	-	112.84	-	-	94.42
	509.53	-	514.12	-	-	99.11
	108.66	-	112.28	-	-	96.78
	724.73	-	739.24	-	-	98.04
	128.13	-	143.73	-	-	89.15
(%)	17.68%	-	19.44%	-		



	05/06		04/05		A/B	A/C
	06. 5(A)	06. 4(B)	05. 5(C)	05. 4		
	6.61	5.63	5.66	4.74	117.41	116.78
	143.27	144.08	138.35	137.89	99.44	103.56
	48.28	47.97	45.68	45.83	100.65	105.69
	198.16	197.68	189.69	188.46	100.24	104.47
	143.41	143.78	136.55	137.11	99.74	105.02
	143.41	143.78	136.55	137.11	99.74	105.02
	0.00	0.00	0.00	0.00		
	48.75	48.38	46.52	45.72	100.76	104.79
	192.16	192.16	183.07	182.83	100.00	104.97
	6.00	5.52	6.61	5.63	108.70	90.77
(%)	3.12%	2.87%	3.61%	3.08%		

	05/06		04/05		A/B	A/C
	06. 5(A)	06. 4(B)	05. 5(C)	05. 4		
	0.16	0.16	0.19	0.19	100.00	84.21
	36.75	36.84	36.94	36.94	99.76	99.49
	0.15	0.15	0.13	0.13	100.00	115.38
	37.06	37.15	37.26	37.26	99.76	99.46
	30.53	30.62	30.45	30.45	99.71	100.26
	30.53	30.62	30.45	30.45	99.71	100.26
	0.00	0.00	0.00	0.00		
	6.31	6.31	6.66	6.66	100.00	94.74
	36.84	36.93	37.11	37.11	99.76	99.27
	0.23	0.23	0.16	0.16	100.00	143.75
(%)	0.62%	0.62%	0.43%	0.43%		

	05/06		04/05		A/B	A/C
	06. 5(A)	06. 4(B)	05. 5(C)	05. 4		
	1.45	1.45	1.78	1.78	100.00	81.46
	22.21	23.39	22.42	22.42	94.96	99.06
	0.19	0.19	0.19	0.19	100.00	100.00
	23.85	25.03	24.39	24.39	95.29	97.79
	9.13	9.13	8.70	8.70	100.00	104.94
	9.13	9.13	8.70	8.70	100.00	104.94
	0.00	0.00	0.00	0.00		
	13.21	14.19	14.24	14.24	93.09	92.77
	22.34	23.32	22.94	22.94	95.80	97.38
	1.51	1.70	1.45	1.45	88.82	104.14
(%)	6.76%	7.29%	6.32%	6.32%		

	05/06		04/05		A/B	A/C
	06. 5(A)	06. 4(B)	05. 5(C)	05. 4		
	1.97	1.15	1.43	0.54	171.30	137.76
	22.87	22.61	21.53	21.34	101.15	106.22
	0.00	0.00	0.00	0.00		
	24.84	23.76	22.96	21.88	104.55	108.19
	0.55	0.90	0.50	0.85	61.11	110.00
	0.55	0.90	0.50	0.85	61.11	110.00
	0.00	0.00	0.00	0.00		
	22.46	21.65	20.50	19.88	103.74	109.56
	23.01	22.55	21.00	20.73	102.04	109.57
	1.84	1.21	1.97	1.15	152.07	93.40
(%)	8.00%	5.37%	9.38%	5.55%		