

A Kinetic Study on Solvolysis of Diphenyl Thiophosphorochloridate

Han Joong Koh,* Suk Jin Kang, and Dennis N. Kevill†

Department of Science Education, Jeonju National University of Education, Jeonju 560-757, Korea

*E-mail: hankoh@jnue.kr

†Department of Chemistry and Biochemistry, Northern Illinois University, DeKalb, Illinois, U.S.A.

Received December 16 2008, Accepted December 24, 2008

Rates of solvolyses of diphenyl thiophosphorochloridate ((PhO)₂PSCl, **1**) in ethanol, methanol, and aqueous binary mixtures incorporating ethanol, methanol, acetone and 2,2,2-trifluoroethanol (TFE) are reported. For four representative solvents, studies were made at several temperatures and activation parameters were determined. The 30 solvents gave a reasonably precise extended Grunwald-Winstein plot, correlation coefficient (*R*) of 0.989. The sensitivity values (*l* = 1.29 and *m* = 0.64) of diphenyl thiophosphorochloridate ((PhO)₂PSCl, **1**) were similar to those obtained for diphenyl phosphorochloridate ((PhO)₂POCl, **2**), diphenylphosphinyl chloride (Ph₂POCl, **3**) and diphenylthiophosphinyl chloride (Ph₂PSCl, **4**). As with the previously studied of **3-4** solvolyses, an S_N2 pathway is proposed for the solvolyses of diphenyl thiophosphorochloridate (**1**). The activation parameters, Δ*H*[‡] (= 11.6–13.9 kcal·mol⁻¹) and Δ*S*[‡] (= -32.1 ~ -42.7 cal·mol⁻¹·K⁻¹), were determined, and they were in line with values expected for an S_N2 reaction. The large kinetic solvent isotope effects (KSIE, 2.44 in MeOH/MeOD and 3.46 in H₂O/D₂O) are also well explained by the proposed S_N2 mechanism.

Key Words: Diphenyl thiophosphorochloridate, Extended Grunwald-Winstein equation, S_N2 mechanism

Introduction

Phosphoryl transfer from phosphate monoesters and diesters is an important class of reaction that is involved in many aspects of chemistry and biochemistry ranging from organic synthesis to enzyme catalyzed reactions such as DNA replication and repair.¹ A considerable amount of work has been carried out to clarify the problem as to whether phosphoryl transfer reactions proceed concertedly with a single transition state (TS) or stepwise with a pentacoordinated phosphorane intermediate.^{1,2}

Bourne and Williams^{2a} and Skoog and Jencks^{2b} measured the rates of the pyridinolyses of phosphoryl pyridinium compounds and used the slopes, β_{nuc} and β_{lg} of the Brønsted plots, as a probe of the existence of intermediates in phosphoryl transfer reactions. They showed that the most likely mechanism is a concerted substitution reaction with an “exploded” TS, with weak bonds to both the attacking and leaving groups.

The Grunwald-Winstein equation in its original form³ correlates the rates of solvolyses of ionization reactions against the solvent ionizing power values.⁴ Whereas the Hammett equation involves changes in a remote constituent under otherwise constant conditions, this equation involves changes in the solvent composition under otherwise constant conditions. The Grunwald-Winstein equation can be extended to cover reactions in which the solvent also acts as a nucleophile by the addition of a second term, involving a scale of solvent nucleophilicity.⁵ The basic philosophy of this extension is same as that of the Taft equation, which extends the Hammett equation by adding a second term involving a scale of steric parameters.

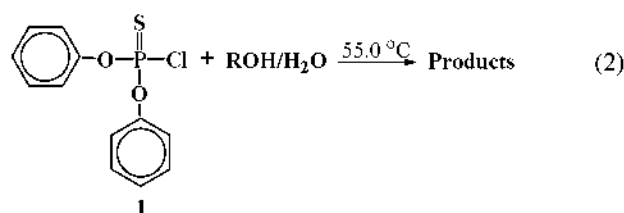
The extended Grunwald-Winstein equation can be expressed as in eq. 1: *k* and *k*₀ represent the specific rates of solvolysis of a substrate RX in a given solvent and in the standard solvent (80% ethanol), respectively; *l* is the sen-

sitivity of the solvolysis towards changes in solvent nucleophilicity (N_T);⁵ *m* is the sensitivity of the solvolysis towards changes in solvent ionizing power (Y_X, for a leaving group X);⁴ and *c* is a constant (residual) term.

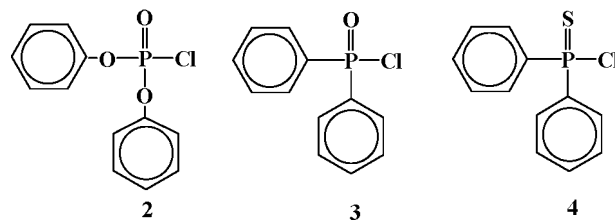
$$\log(k/k_0) = l N_T + m Y_X + c \quad (1)$$

Previous studies by Kevill and co-workers have been conducted with diphenyl phosphorochloridate, (PhO)₂POCl, **2**,⁶ diaryl⁷ and dimethyl⁸ phosphorochloridates, (RO)₂POCl, the sulfur-for-oxygen substituted dimethyl phosphorochloridothionate, (MeO)₂PSCl,⁷ *N,N,N',N'*-tetramethyldiamidophosphorochloridate, (Me₂N)₂POCl,⁸ and diphenylphosphinyl chloride, Ph₂POCl, **3**.⁹ The extended Grunwald-Winstein plot for solvolyses of those substrates containing the P-atom as the reaction center, led to acceptable correlations with very similar *l* and *m* values except for the poorly correlated solvolyses of diaryl phosphorochloridates with phenyl or *p*-chlorophenyl as the aryl group.⁶ The mechanisms of reactions of phosphinothioyl compounds such as diphenyl thiophosphorochloridate ((PhO)₂PSCl, **1**) have been less studied, in spite of their importance as highly reactive chemical intermediates.²ⁱ

In this work, to gain further understanding of the mechanism of phosphoryl transfer, we carried out kinetic investigations of the solvolysis of diphenyl thiophosphorochloridate ((PhO)₂PSCl, **1**) in a variety of pure and binary solvents at 55.0 °C, eq. 2. Specifically, we were interested in the difference depending on a phosphoryl (P=O) or thiophosphoryl



(P=S) of the P-atom as the reaction center of the substrates (1~4). In addition to the application of the extended Grunwald-Winstein equation to the specific rates, the influence of the temperature on the specific rate (for four solvents) allows enthalpies and entropies of activation to be calculated. Measurements in deuterated methanol (MeOD) and deuterated water (D₂O) also allow the determination of the kinetic solvent isotope effect (KSIE). This study could be helpful in clarifying the phosphoryl transfer mechanism, as well as to compare the reactivities among diphenyl phosphorochloridate ((PhO)₂POCl, 2),⁶ diphenylphosphinyl chloride (Ph₂POCl, 3)⁹ and diphenylthiophosphinyl chloride (Ph₂PSCl, 4).¹⁰



Results and Discussion

The specific rates of solvolysis of 1 have been determined in 30 solvents at 55.0 °C. The solvents consisted of ethanol, methanol, and binary mixtures of water with ethanol, methanol, acetone and TFE. The specific rates of solvolysis are presented in Table 1, together with N_T^d and Y_{Cl}^e values. The specific rates of solvolysis of 1 were found to be independent of the initial concentration of the substrate, as shown in Table 2.

For four solvents, specific rates of solvolysis were measured at three additional temperatures, and these values are reported in Table 3. The enthalpies and entropies of activation for each solvolysis calculated using all four values are also presented in Table 3.

In the present study, we are concerned with the specific rates of the solvolyses represented in eq. 2. In most solvents, the reactions were reasonably fast, and therefore an apparatus allowing a rapid response to the changes in conductivity¹¹ was a convenient way of following the extent of reaction as a function of time. In order to promote a rapid dissolution in the solvent, the substrate was usually added as a small volume of a concentrated stock solution in acetonitrile, such that the reaction solution contained about 0.1% acetonitrile.

The specific rates were observed to increase with increasing water content for binary aqueous mixtures. The specific rate of ethanolysis of 1 was lower (extrapolated value: $k = 2.30 \times 10^{-6} \text{ s}^{-1}$ at 0.0 °C, experimental value: $k = 8.22 \times 10^{-6} \text{ s}^{-1}$ at 25.0 °C) than that of ethanolysis of 2⁶ ($k = 4.8 \times 10^{-5} \text{ s}^{-1}$ at 0.0 °C). This means that in the reaction of 1, eq. 2, the solvents are somewhat loosely bound in transition state (TS) and the extent of bond cleavage of the leaving group (Cl) at the TS is rather low. The difference in the magnitude, i.e., a lower rates of solvolysis of 1 than of solvolysis of 2 reflects that, under similar conditions, the P=S group favours the Cl-bonded

Table 1. Specific rates of solvolysis (k) of diphenyl thiophosphorochloridate ((PhO)₂PSCl, 1)^a at 55.0 °C and N_T^d and Y_{Cl}^e values of the solvents.

Solvent ^b	$10^3 k^c (\text{s}^{-1})$	N_T^d	Y_{Cl}^e
100% EtOH	0.0585 ± 0.0007	0.37	-2.52
90% EtOH	0.526 ± 0.003	0.16	-0.94
80% EtOH	0.789 ± 0.007	0.00	0.00
70% EtOH	1.10 ± 0.03	-0.20	0.78
60% EtOH	1.64 ± 0.04	-0.38	1.38
50% EtOH	2.41 ± 0.07	-0.58	2.02
40% EtOH	4.58 ± 0.04	-0.74	2.75
20% EtOH	10.2 ± 0.3	-1.16	4.09
100% MeOH ^f	0.205 ± 0.004	0.17	-1.20
90% MeOH	1.12 ± 0.03	-0.01	-0.20
80% MeOH	2.18 ± 0.05	-0.06	0.67
70% MeOH	2.75 ± 0.06	-0.40	1.46
60% MeOH	4.26 ± 0.05	-0.54	2.07
50% MeOH	7.25 ± 0.06	-0.75	2.70
40% MeOH	11.6 ± 0.3	-0.87	3.25
20% MeOH	19.7 ± 0.5	-1.23	4.10
95% Acetone	0.00178 ± 0.00005	-0.49	-3.19
90% Acetone	0.0204 ± 0.0004	-0.35	-2.39
80% Acetone	0.141 ± 0.003	-0.37	-0.83
70% Acetone	0.417 ± 0.006	-0.42	0.17
60% Acetone	0.776 ± 0.008	-0.52	1.00
50% Acetone	2.02 ± 0.05	-0.70	1.73
40% Acetone	3.74 ± 0.07	-0.83	2.46
30% Acetone	6.35 ± 0.07	-0.96	3.21
20% Acetone	10.8 ± 0.3	-1.11	3.77
10% Acetone	25.9 ± 0.4	-1.23	4.28
100% H ₂ O ^g	10.2 ± 0.3	-1.38	4.57
80% TFE ^h	0.102 ± 0.003	-2.19	2.90
70% TFE	0.154 ± 0.004	-1.98	2.96
50% TFE	0.525 ± 0.003	-1.73	3.16

^aUnless otherwise indicated, a 10^{-3} M solution of the substrate in the indicated solvent, also containing 0.1% CH₃CN within the solvent. ^bOn a volume-volume basis at 25.0 °C. ^cWith associated standard deviations. ^dValues from ref. 5. ^eValues from ref. 4. ^fValue for k of 0.0840 (= 0.0005) $\cdot 10^{-3} \text{ s}^{-1}$ in methanol-*d* (MeOD), corresponding to $k_{\text{MeOH}}/k_{\text{MeOD}}$ value of 2.44 ± 0.06 [with associated standard error (Crumpler, T. B.: Yoh, J. H. *Chemical Computations and Error*, Wiley: New York, 1940: p 178)] ^gValue for k of 2.95 (± 0.04) $\cdot 10^{-3} \text{ s}^{-1}$ in D₂O, corresponding to $k_{\text{H}_2\text{O}}/k_{\text{D}_2\text{O}}$ value of 3.46 ± 0.05. ^hOn a weight-weight basis at 25.0 °C.

Table 2. Constancy of the specific rates of solvolysis (k) of diphenyl thiophosphorochloridate ((PhO)₂PSCl, 1) with variation of the concentration of the substrate at 55.0 °C

Solvent	$[(\text{PhO})_2\text{PSCl}], \text{ M}^a$	$10^4 k^b, \text{ s}^{-1}$
100% EtOH	0.540	0.586 ± 0.006
	1.042	0.580 ± 0.007
	2.162	0.589 ± 0.007
80% EtOH	0.540	7.88 ± 0.06
	1.042	7.92 ± 0.06
	2.162	7.87 ± 0.08
50% EtOH	0.540	24.3 ± 0.6
	1.042	24.8 ± 0.8
	2.162	24.2 ± 0.8

^aConcentration of stock solution in CH₃CN, prior to addition to solvent (see experimental). ^bThe k values are the averages of more than two runs and errors are standard deviations.

Table 3. Specific rates and activation parameters for the solvolysis of diphenyl thiophosphorochloridate ((PhO)₂PSCl, **1**)^a in pure and aqueous solvents at various temperatures

Solvent	Temperature (°C)	10 ⁵ k ^b (s ⁻¹)	ΔH [‡] (kcal · mol ⁻¹) ^c	-ΔS [‡] (cal · mol ⁻¹ · K ⁻¹) ^c
100% EtOH	25	0.872 ± 0.002	11.6 ± 0.6	42.7 ± 1.9
	35	1.57 ± 0.003		
	45	2.91 ± 0.004		
	55	5.85 ± 0.007		
80% EtOH ^d	25	8.36 ± 0.03	13.9 ± 0.2	32.1 ± 0.8
	35	17.9 ± 0.4		
	45	37.2 ± 0.4		
	55	78.9 ± 0.7		
100% MeOH	25	2.41 ± 0.02	13.2 ± 0.4	35.6 ± 1.3
	35	4.93 ± 0.03		
	45	9.66 ± 0.03		
	55	20.5 ± 0.04		
80% Acetone ^d	25	2.04 ± 0.02	11.8 ± 0.2	40.3 ± 0.6
	35	3.98 ± 0.03		
	45	7.41 ± 0.04		
	55	14.1 ± 0.3		

^aA 10⁻³M solution of the substrate in the indicated solvent, also containing 0.1% CH₃CN. ^bWith associated standard deviation. ^cThe activation parameters are accompanied by the standard error. ^dOn a volume-volume basis at 25.0 °C.

nucleofuge (Cl) expulsion less than the P=O group.

According to the inductive effects of Ph (σ₁ = 0.12)¹³ and PhO (σ₁ = 0.40)¹² ligands, we can expect that the rate for the ethanolysis of **1** is much faster than that of **4** with solely considering the positive charge of the reaction center P atom. However, the observed rate ratio of k(**4**)/k(**1**) was 12 (in 100% ethanol at 55.0 °C). This is opposite to expectation, implying that the reaction rate does not depend only on the positive charge of the reaction center P.^{2k}

In the case of **4**, two phenyl groups are attached to the reaction center P atom, whereas oxygen atoms are intervening between the reaction center P and the phenyl group in **1**. As a result, the steric hindrance in **4** would be much larger than that in **1** when the solvent nucleophile attack the reaction center opposite to the Cl leaving group i.e., backside nucleophilic attack.^{2k}

Some phosphate systems are more reactive than their thiophosphate counterparts by two or more orders of magnitude.¹³ Phosphinate systems are generally less sensitive to S substitution in the P=O bond than phosphate systems: k_{P=O}/k_{P=S} < 10 for the alkaline hydrolysis in 60% DME-H₂O and H₂O in a series of alkyl phosphinates¹⁴ and k_{P=O}/k_{P=S} = 2.4~5.2 for the hydrolysis of (CH₃)₂P(O)OPhX and (CH₃)₂P(S)OPhX.^{2j} Our rate ratio of k_{P=O}(**2**)/k_{P=S}(**1**) in ethanolysis of **21** (at 0.0 °C) is consistent with previous work.¹⁵ In particular, it is in excellent agreement with a very similar value of 34 (at 25.0 °C) for the corresponding methyl esters.¹ The P=O systems are generally more reactive than their P=S counterparts for several reasons, including the so-called thio effect which is mainly the electronegativity difference between O and S which favors O over S.¹⁶

The activation parameters for solvolysis of **1** are shown in Table 3. The values of ΔH[‡] and ΔS[‡] were respectively obtained from the slope and intercept of Eyring plots by least-squares analysis. The values of ΔH[‡] (= 11.6~13.9 kcal·mol⁻¹) are relatively low, whereas the values of ΔS[‡] (= -32.1 ~ -42.7 cal·mol⁻¹·K⁻¹) are large and negative. This observation lies in the

range of those for typical S_N2 reactions.¹⁷

Halmann¹⁸ found, for the ethanolysis of the related diethylphosphinyl chloride, Et₂POCl, that the specific rate of solvolysis was dependent upon the concentration of the substrate for the range from 2.5 × 10⁻³ to 17 × 10⁻³ M. We found no perturbation of this type over a threefold variation at our lower concentrations (0.5~2 × 10⁻³ M) of **1** undergoing solvolysis in 100% ethanol, 80% or 50% ethanol, Table 2. There were also no concentration dependent specific rate perturbation for solvolyses of **3**⁹ or **4**.¹⁰

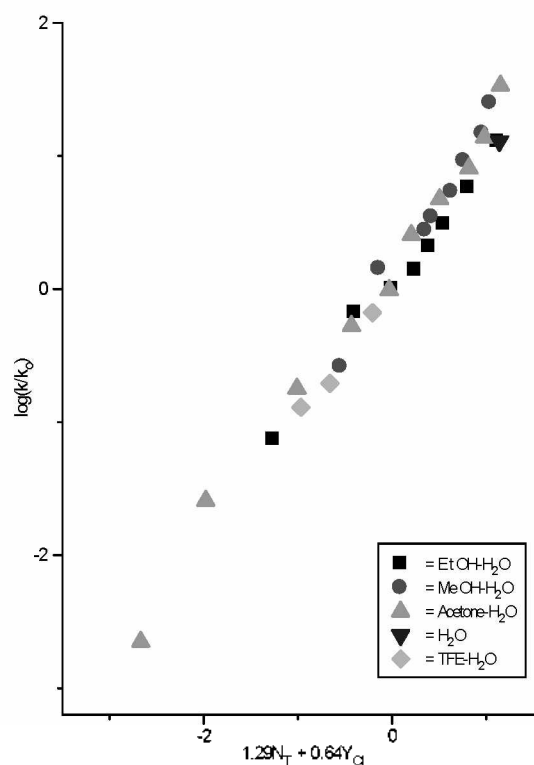


Figure 1. Plot of log(k/k₀) for solvolyses of diphenyl thiophosphorochloridate at 55.0 °C against (1.29/T_r + 0.64/Y_{Cl})

Table 4. Coefficients from the extended Grunwald-Winstein equation (1) correlations of the specific rates of solvolysis of diphenyl thiophosphorochloridate ((PhO)₂PSCl, **1**) at 55.0 °C and a comparison with the corresponding values for other solvolytic displacements of chloride ion from phosphorus (V)

Substrate	n ^a	l ^b	m ^b	c ^b	R ^c
(PhO) ₂ PSCl	30	1.29 ± 0.07	0.64 ± 0.02	0.11 ± 0.04	0.989
Ph ₂ PSCl ^d	29	1.03 ± 0.08	0.66 ± 0.05	-0.06 ± 0.08	0.933
Ph ₂ PSCl ^e	25	1.00 ± 0.04	0.64 ± 0.03	0.03 ± 0.04	0.983
Ph ₂ POCl ^f	31	1.44 ± 0.13	0.58 ± 0.09	0.15 ± 0.14	0.920
Ph ₂ POCl ^g	27	1.42 ± 0.10	0.54 ± 0.07	0.32 ± 0.11	0.956
Ph ₂ PCl ^h	29	1.31 ± 0.14	0.51 ± 0.09	0.12 ± 0.14	0.899
Ph ₂ PCl ⁱ	25	1.25 ± 0.09	0.46 ± 0.06	0.24 ± 0.09	0.954
(MeO) ₂ POCl ^j	22	1.36 ± 0.23	0.54 ± 0.13	-0.02 ± 0.17	0.844
(MeO) ₂ POCl ^{k,h}	18	1.24 ± 0.14	0.45 ± 0.08	0.18 ± 0.11	0.941
(MeO) ₂ PSCl ^l	31	1.21 ± 0.10	0.60 ± 0.04	0.22 ± 0.07	0.943
(MeO) ₂ PSCl ^{e,h}	28	1.16 ± 0.08	0.55 ± 0.03	0.30 ± 0.06	0.966
(Me ₂ N) ₂ POCl ⁱ	31	1.20 ± 0.07	0.69 ± 0.04	0.03 ± 0.32	0.958
(Me ₂ N) ₂ POCl ^l	27	1.14 ± 0.05	0.63 ± 0.03	0.17 ± 0.21	0.982
(PhO) ₂ POCl ^f	38	1.72 ± 0.18	0.68 ± 0.06	0.42 ± 0.15	0.885
(p-ClC ₆ H ₄ O) ₂ POCl ^f	31	1.79 ± 0.20	0.58 ± 0.08	0.11 ± 0.18	0.863

^aNumber of data points. ^bFrom eq. 1. ^cCorrelation coefficient. ^dFrom ref. 10. ^eData points for TFE-ethanol mixtures excluded. ^fFrom ref. 9. ^gFrom ref. 32. ^hFrom ref. 7. ⁱFrom ref. 7. ^jFrom ref. 11.

The solvolyses of organophosphorus halides have been the subject of several studies. At tetracoordinated phosphorus, reactions with nucleophilic reagents were found to usually proceed by bimolecular mechanisms.¹⁹ Pentavalent intermediates or transition states were most frequently proposed,²⁰ though unimolecular mechanisms with a rate determining dissociation of the phosphorus-halogen bond have been occasionally postulated.²¹

A useful tool for quantitatively estimating the rate-controlling influence of nucleophilic participation by solvent during a solvolysis involves the application of the extended Grunwald-Winstein equation, eq. 1.⁹ Application of eq. 1 to the solvolyses of **1** led to good correlations with only minor dispersal for different binary mixtures. For 30 solvents, values were obtained of 1.29 ± 0.07 for *l*, 0.64 ± 0.02 for *m*, and 0.11 for *c*; the standard error of the estimate was 0.04 and the R value was 0.989, Figure 1. The sensitivity values, *l* and *m*, and the goodness-of-fit parameters are reported in Table 4, where they can be compared with literature values for related substrates.

The extended Grunwald-Winstein equation is a very useful indicator of the extent of nucleophilic participation by the solvent, as indicated by the magnitude of the parameter, *l*, which, in turn, is directly related to whether a substitution reaction follows a unimolecular or bimolecular pathway. In general, for an ionization reaction without any nucleophilic assistance, *l* will be zero and *m* close to unity. Whereas for a reaction proceeding with extensive nucleophilic assistance, the *l* value will be in the region of 0.7 to 1.7 and the *m* value in the region of 0.3 to 0.5.²²

Therefore, determination of these values will be a valuable source of information concerning the structure of the tran-

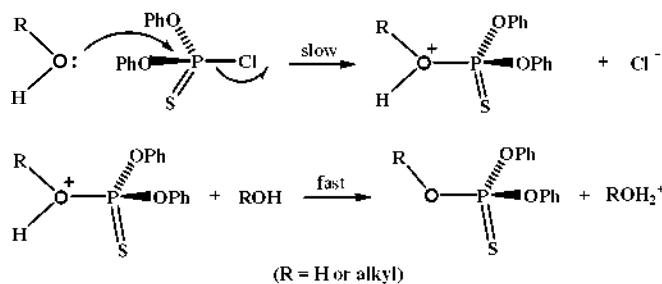
sition state for these solvolyses.²³ The *l* and *m* values for the solvolysis of **1** compared with those follows recently reported, after an analysis in terms of eq. 1, for the specific rates of solvolysis of isopropylsulfonyl chloride (*l* = 1.28 ± 0.05, *m* = 0.64 ± 0.03),²⁴ *N,N*-dimethylsulfamoyl chloride (*l* = 1.20 ± 0.04, *m* = 0.72 ± 0.03),²⁴ 2-phenyl-2-ketoethyl tosylate (*l* = 1.03 ± 0.04, *m* = 0.56 ± 0.04),²⁵ dimethyl thiophosphorochloridate (*l* = 1.16 ± 0.08, *m* = 0.55 ± 0.03),⁷ and *N,N,N',N'*-tetramethyl dimidophosphorochloridate (*l* = 1.14 ± 0.05, *m* = 0.63 ± 0.04).⁸ The *l* value of 1.29 and the *m* value of 0.64 for the solvolysis of **1** were very similar to the previously reported values for the bimolecular solvolyses of other substrates (Table 4),^{7,8,24,25} which indicates an S_N2 mechanism involving an attack by the solvent at the phosphorus of **1**. The treatment of specific rates for solvolysis of **1**, with both substantial bond making (*l* = 1.29) and bond breaking (*m* = 0.64), also supports a bimolecular mechanism, reflecting appreciable nucleophilic assistance from a solvent nucleophile.^{23c}

The *l* to *m* ratios have been also suggested as a useful mechanistic criteria. The *l/m* values from the extended Grunwald-Winstein equation could be classified into three classes of mechanism; *l/m* values of 1.2 to 2.0 for bimolecular mechanism (S_N2), 2.3 to 3.5 for an addition-elimination pathway (A-E), and below 0.7 for an ionization pathway (I).²⁶ For the solvolysis of **1**, the *l/m* value was 2.0 which is very similar to those of previous studies investigating the solvolyses of isopropylsulfonyl chloride,²⁷ *N,N*-dimethyl sulfamoyl chloride,²⁴ 2-phenyl-2-ketoethyl-tosylate,²⁵ dimethyl thiophosphorochloridate,⁷ and *N,N,N',N'*-tetramethyldiamidophosphorochloridate,⁸ and these similarities suggest the S_N2 mechanism.

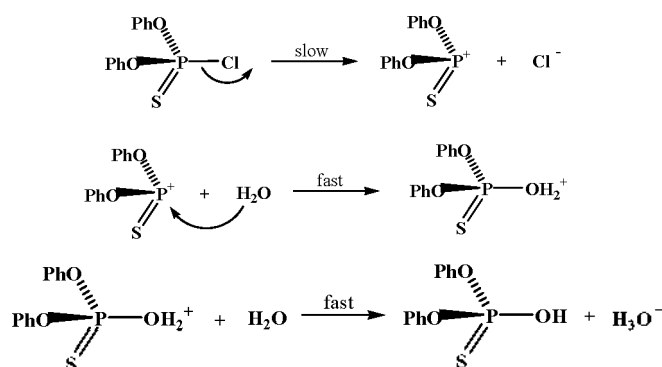
Bentley, Jones, and Koo^{23d} suggested that dual mechanisms can operate for sulfonyl chloride solvolyses, with the concerted mechanism being favored in more polar solvents. A review²⁸ has suggested an interpretation in terms of a concerted bimolecular displacement (S_N2) mechanism, involving an attack at sulfur by solvent. Our results also seem to be consistent with such an explanation. The similarity of both the *l* and the *m* values for an attack at sulfur to those for an attack at the phosphorus of **1** gives an indication that the solvolysis of **1** could also proceed via a concerted mechanism, Scheme 1.

We found that the use of N_T values in conjunction with Y_{Cl} values leads to acceptable correlations, with *l* and *m* values similar to those obtained in analyses of the specific rates of solvolyses for other entries in Table 4. The only difference is smaller *l* value for the solvolysis of **1**, possibly reflecting a decreased nucleophilic participation at the transition state due to reduced electronegativity of the phosphinyl sulfur (P=S) compared to the P=O bond.

In methanol and methanol-*d* (MeOD), a KSIE ($k_{\text{MeOD}}/k_{\text{MeOH}}$) of 2.44 ± 0.05 at 55.0 °C is observed ($k_{\text{MeOD}} = 8.40 (\pm 0.22) \times 10^{-5} \text{ s}^{-1}$). This result is in the range of values from 1.58 ± 0.05 to 2.31 ± 0.07 which have been observed²⁹ for the corresponding methanolyses of a series of benzenesulfonyl chlorides at 25.0 °C, in which the reactions are believed to be S_N2 in character. The methanolyses of meta- and para-chlorobenzyl chloride and para-nitrobenzyl chloride, believed to be S_N2 in character, also show values in the 1.49 ± 0.05 to 1.89 ± 0.07



Scheme 1



Scheme 2

range.³⁰ Previous studies have indicated that values in these ranges can be considered as good supporting evidence for the postulation of an S_N2 mechanism for a methanolysis. In water (H_2O), and deuterated water (D_2O) a KSI of 3.46 ± 0.05 at $55.0^\circ C$ is also observed ($k_{D_2O} = 2.95 (\pm 0.04) \times 10^{-3} s^{-1}$). On the basis of the observed KISE value the possibility of a S_N1 mechanism for the hydrolyses of **1** (Scheme 2) could be excluded.^{29,30}

Conclusions

The solvolysis of **1** proceeds rapidly at $55.0^\circ C$ and the progress of reaction as a function of time can be conveniently monitored using a rapid-response conductivity technique. The rates of solvolyses of **1** in ethanol, methanol, and aqueous binary mixtures incorporating ethanol, methanol, acetone and TFE are reported. For four typical solvents, activation parameters were determined and the large negative entropies of activation are consistent with a bimolecular process. Kinetic solvent isotope effects for the solvolyses also support the mechanism proposed.

Application of the extended Grunwald-Winstein equation (eq. 1) in 30 solvents led to an l value of 1.29 and an m value of 0.64 (correlation coefficient of 0.989). These values are shown (Table 4) to be similar to previously determined values for nucleophilic attack by solvent at phosphorus compounds. They are, also, very close to literature values for the solvolyses of sulfonyl chlorides. Previously-studied solvolytic displacements at phosphorus or sulfur have usually been proposed to follow an S_N2 pathway, and such a pathway is also proposed for the solvolyses of **1**, Scheme 1.

Experimental

The purification of acetone, methanol, ethanol and TFE were carried out as previously described.³⁰ The substrate did not react with the pure acetonitrile within the stock solution.

Diphenyl thiophosphorochloridate **1** was prepared by reacting phenyl phosphorodichloridothionate (Sigma-Aldrich's Rare Chemical Library) with phenol. A solution of phenyl phosphorodichloridothionate 0.01 mol in 15 mL of HPLC grade acetonitrile was added to a solution of the required amount of phenol for 0.01 mol and 0.01 mol of triethylamine in 15 mL of the same acetonitrile in an ice bath. The solution was stirred in an ice bath for 2 hours. Triethylamine hydrochloride salt was separated by filtration. Acetonitrile was evaporated and the remaining product was treated with ether and water for work-up. After work-up, anhydrous $MgSO_4$ was added, kept 4 hours, the $MgSO_4$ was removed by filtration and the solvent was removed under reduced pressure. Finally, the product was subjected to column chromatography (ethyl acetate + *n*-hexane) for purification. $(PhO)_2PSCl$: m.p. $64-65^\circ C$. Calc. for $C_{12}H_{10}O_2PSCl$: C, 50.62; H, 3.54. Found: C, 50.17; H, 3.30%.

Kinetic runs were performed with 10 μL of the stock solution of the substrate (1 M) and 5 mL of the reaction solvent. All kinetic runs were performed, at least, in duplicate. The reaction cell was washed with water and acetone several times and dried prior to each run. A 5 mL portion of solvent was added to the reaction cell and allowed to sit for a few minutes until it reached a temperature equilibrium with the constant temperature bath. A 10 μL portion of the stock solution was then added and the reaction cell was shaken vigorously. The change of the conductance in the reaction with time was saved in the computer as a data file.

Rates were measured conductimetrically at $55.0^\circ C$. All kinetic measurements were carried out in a constant temperature bath maintained within $\pm 0.05^\circ C$. The conductivity bridge used in this work was a self-made computer automatic A/D converter conductivity bridge. First-order solvolysis rate coefficients (k_{obs}), with the solvent in large excess, were determined by a curve fitting analysis of the computer data with a modified version of the Origin Program, which fits conductance vs. time data to the equation $A = A_\infty + (A_0 - A_\infty) \exp(-k_{obs}t)$, where A is the observed conductivity and A_∞ , $A_0 - A_\infty$, and k_{obs} are iteratively optimized to achieve the best possible least-squares fit.

References

- (a) Page, M.; Williams, A. *Organic and Bio-Organic Mechanisms*; Longman: Harlow, 1997; Chapters 7-8. (b) Williams, A. *Concerted Organic and Bio-Organic Mechanisms*; CRC Press: Boca Raton, 2000; Chapter 6. (c) Hudson, R. F. *Structure and Mechanism in Organophosphorus Chemistry*; Academic Press: New York, 1965. (d) Admiral, S. J.; Schneider, B.; Meyer, P.; Janin, J.; Veron, M.; Deville-Bonne, D.; Herschlag, D. *Biochemistry* **1999**, *38*, 4701. (e) Mol, C. D.; Izumi, T.; Mitra, S.; Tainer, J. A. *Nature* **2000**, *403*, 451. (f) Hosfield, D. J.; Guan, Y.; Haas, B. J.; Cunningham, R. P.; Tainer, J. A. *Cell* **1999**, *98*, 397. (g) Mol, C. D.; Hosfield, D. J.; Tainer, J. A. *Mutat. Res.* **2000**, *460*, 211. (h) Chapados, B. R.; Chai, Q.; Hosfield, D. J.; Qiu, J.; Shen, B.;

- Tainer, J. A. *Mol. Biol.* **2001**, *307*, 541.
- (a) Bourne, N.; Williams, A. *J. Am. Chem. Soc.* **1984**, *106*, 7591. (b) Skoog, M. T.; Jencks, W. P. *J. Am. Chem. Soc.* **1984**, *106*, 7597. (c) Kirby, A. J.; Varruglis, A. G. *J. Am. Chem. Soc.* **1967**, *89*, 415. (d) Friedman, J. M.; Freeman, S.; Knowles, J. R. *J. Am. Chem. Soc.* **1988**, *110*, 1268. (e) Bourne, N.; Chrystiuk, E.; Davis, A. M.; Williams, A. *J. Am. Chem. Soc.* **1988**, *110*, 1890. (f) Ba-Saif, S. A.; Waring, M. A.; Williams, A. *J. Am. Chem. Soc.* **1990**, *112*, 8115. (g) Hengge, A. C.; Edens, W. A.; Elsing, H. *J. Am. Chem. Soc.* **1994**, *116*, 5045. (h) Hoff, R. H.; Hengge, A. C. *J. Org. Chem.* **1998**, *63*, 6680. (i) Guha, A. K.; Lee, H. W.; Lee, I. *J. Chem. Soc., Perkin Trans. 2* **1999**, 765. (j) Hoque, Md. E. U.; Dey, N. K.; Guha, A. K.; Kim, C. K.; Lee, B.-S.; Lee, H. W. *Bull. Korean Chem. Soc.* **2007**, *28*, 1797. (k) Hoque, Md. E. U.; Lee, H. W. *Bull. Korean Chem. Soc.* **2007**, *28*, 936.
 - Winstein, S.; Grunwald, E.; Jones, H. W. *J. Am. Chem. Soc.* **1951**, *73*, 2700.
 - (a) Grunwald, E.; Winstein, S. *J. Am. Chem. Soc.* **1948**, *70*, 846. (b) Bentley, T. W.; Llewellyn, G. *Prog. Phys. Org. Chem.* **1990**, *17*, 121. (c) Kevill, D. N.; D'Souza, M. J. *J. Chem. Res. Synop.* **1993**, 174. (d) Bentley, T. W.; Carter, G. E. *J. Am. Chem. Soc.* **1982**, *104*, 5741. (e) Koo, I. S.; Bentley, T. W.; Kang, D. H.; Lee, I. *J. Chem. Soc., Perkin Trans. 2* **1991**, 296.
 - (a) Kevill, D. N.; Anderson, S. W. *J. Org. Chem.* **1991**, *56*, 1845. (b) Kevill, D. N. In *Advances in Quantitative Structure-Property Relationships*; Charton, M., Ed.; JAI Press: Greenwich, CT, 1996; Vol. 1, pp 81-115.
 - Bentley, T. W.; Ebdon, D.; Llewellyn, G.; Abduljaber, M. H.; Miller, B.; Kevill, D. N. *J. Chem. Soc. Dalton Trans.* **1997**, 3819.
 - Kevill, D. N.; Carver, J. S. *Org. Biomol. Chem.* **2004**, *2*, 2040.
 - Kevill, D. N.; Miller, B. *J. Org. Chem.* **2002**, *67*, 7399.
 - Kevill, D. N.; Koh, H. J. *J. Phys. Org. Chem.* **2007**, *20*, 88.
 - Koh, H. J.; Kang, S. J.; Kevill, D. N. *Bull. Korean Chem. Soc.* **2008**, *10*, 1927.
 - (a) Bentley, T. W.; Ebdon, D. N. *J. Phys. Org. Chem.* **2001**, *14*, 759. (b) Koh, H. J.; Han, K. L.; Lee, H. W.; Lee, I. *J. Org. Chem.* **1998**, *63*, 9834.
 - Charton, M. *Prog. Phys. Org. Chem.* **1987**, *16*, 287.
 - (a) Neimysheva, A. A.; Savchik, V.; Ermolaeva, M. V.; Knunyants, I. L. *Bull. Acad. Sci. USSR Div. Chem. Sci. (Engl. Transl.)* **1968**, 2104. (b) Ketelaar, J. A. A.; Gresmann, H. R.; Koopmans, K. *Recl. Trav. Chim. Pays-Bas.* **1952**, *71*, 1253. (c) Chlebowski, J. F.; Coleman, J. E. *J. Biol. Chem.* **1974**, *247*, 7192.
 - Cook, R. D.; Farah, S.; Ghawi, L.; Itani, A.; Rahil, J. *Can. J. Chem.* **1986**, *64*, 1630.
 - (a) Bel'skii, V. E.; Bezzubova, N. N.; Akamsin, V. D.; Eliseenkov, V. N.; Rizpolozhenskii, N. I.; Puduvik, A. N. *Dokl. Akad. Nauk. SSSR* **1971**, *197*, 85; *Eng. Trans.* p 171. (b) Onyido, I.; Swierczek, K.; Purcell, J.; Hengge, A. C. *J. Am. Chem. Soc.* **2005**, *127*, 7703. (c) Douglas, K. T.; Williams, A. *J. Chem. Soc., Perkin Trans. 2* **1976**, 515. (d) Um, I. H.; Akhtar, K.; Shin, Y. H.; Han, J. Y. *J. Org. Chem.* **2007**, *72*, 3823. (e) Cook, R. D.; Daouk, W. A.; Hajj, A. N.; Kabbani, A.; Kurku, A.; Samaha, M.; Shayban, F.; Tanielian, O. V. *Can. J. Chem.* **1986**, *64*, 213.
 - (a) Hengge, A. C.; Onyido, I. *Curr. Org. Chem.* **2005**, *9*, 61. (b) Omakor, J. E.; Onyido, I.; VanLoon, G. W.; Bunzel, E. *J. Chem. Soc., Perkin Trans. 2* **2001**, 324. (c) Gregersen, B. A.; Lopez, X.; York, D. M. *J. Am. Chem. Soc.* **2003**, *125*, 7178. (d) Hondal, R. J.; Bruzik, K. S.; Zhao, Z.; Tsai, M. D. *J. Am. Chem. Soc.* **1997**, *119*, 5477. (e) Lee, H. W.; Guha, A. K.; Lee, I. *Int. J. Chem. Kinet.* **2002**, *34*, 632.
 - (a) Lee, I.; Sung, D. D.; Uhm, T. S.; Ryu, Z. H. *J. Chem. Soc., Perkin Trans. 2* **1989**, 1697. (b) Yew, K. H.; Koh, H. J.; Lee, H. W.; Lee, I. *J. Chem. Soc., Perkin Trans. 2* **1995**, 2263.
 - Halmann, M. *Phosphorus Sulfur* **1988**, *40*, 251.
 - (a) Dostrovsky, I.; Halmann, M. *J. Chem. Soc.* **1953**, 502. (b) Dostrovsky, I.; Halmann, M. *J. Chem. Soc.* **1956**, 1004. (c) Corriu, R. J. P. *Phosphorus Sulfur* **1986**, *27*, 1. (d) Lanneau, G. F. *Phosphorus Sulfur* **1986**, *27*, 43.
 - Westheimer, F. H. *Acc. Chem. Res.* **1968**, *1*, 70.
 - (a) Hall, H. K. Jr. *J. Org. Chem.* **1956**, *21*, 248. (b) Wadsworth, W. Jr.; Horton, H. *J. Am. Chem. Soc.* **1970**, *92*, 3785.
 - Lee, S. H.; Rhu, C. J.; Kyong, J. B.; Kim, D. K.; Kevill, D. N. *Bull. Korean Chem. Soc.* **2007**, *28*, 657.
 - (a) Kevill, D. N.; D'Souza, M. J. *J. Org. Chem.* **1998**, *63*, 2120. (b) Kyong, J. B.; Park, B. C.; Kim, C. B.; Kevill, D. N. *J. Org. Chem.* **2000**, *65*, 8051. (c) Kevill, D. N.; D'Souza, M. J. *Collect. Czech. Chem. Commun.* **1999**, *64*, 1790. (d) Bentley, T. W.; Jones, R. O.; Koo, I. S. *J. Chem. Soc. Perkin Trans. 2* **1994**, 753. (e) Kevill, D. N.; D'Souza, M. J. *J. Phys. Org. Chem.* **2002**, *15*, 881. (f) Kyong, J. B.; Won, H. S.; Lee, Y. H.; Kevill, D. N. *Bull. Korean Chem. Soc.* **2005**, *26*, 661.
 - Kevill, D. N.; Park, B. C.; Park, K. H.; D'Souza, M. J.; Yaakoubd, L.; Mlynarski, S. L.; Kyong, J. B. *Org. Biomol. Chem.* **2006**, *4*, 1580.
 - Kevill, D. N.; Kim, C. B. *J. Org. Chem.* **2005**, *70*, 1490.
 - (a) Kyong, J. B.; Kim, Y. G.; Kim, D. K.; Kevill, D. N. *Bull. Korean Chem. Soc.* **2000**, *21*, 662. (b) Kevill, D. N.; Kyong, J. B.; Weitz, F. L. *J. Org. Chem.* **1990**, *55*, 4304. (c) Kyong, J. B.; Ryu, S. H.; Kevill, D. N. *Int. J. Mol. Sci.* **2006**, *7*, 186. (d) Kevill, D. N.; D'Souza, M. J. *J. Org. Chem.* **2004**, *69*, 7044. (e) Kyong, J. B.; Won, H. S.; Kevill, D. N. *Int. J. Mol. Sci.* **2005**, *6*, 87.
 - (a) Hoffmann, H. M. R. *J. Chem. Soc.* **1965**, 6753. (b) Ingold, C. K. In *Structure and Mechanism in Organic Chemistry*, 2nd ed.; Cornell University Press: Ithaca, NY, 1969; pp 471-473. (c) Lowry, T. H.; Richardson, K. S. *Mechanism and Theory in Organic Chemistry*, 3rd ed.; Harper and Row: New York, 1987; pp 373-376.
 - Gordon, I. M.; Maskill, H.; Ruasse, M.-F. *Chem. Soc. Rev.* **1989**, *18*, 123.
 - Koo, I. S.; Lee, I.; Oh, J. U.; Yang, K. Y.; Bentley, T. W. *J. Phys. Org. Chem.* **1993**, *6*, 223.
 - Lee, I.; Koh, H. J.; Park, Y. S.; Lee, H. W. *J. Chem. Soc., Perkin Trans. 2* **1993**, 1575.
 - Kevill, D. N.; Kolwyck, K. C.; Weitz, F. L. *J. Am. Chem. Soc.* **1970**, *92*, 7300.
 - Koh, H. J.; Kang, S. J.; Kevill, D. N. *Phosphorus, Sulfur, and Silicon* **2008**, *183*, 364.