

Constructing G^1 Quadratic Bézier Curves with Arbitrary Endpoint Tangent Vectors

He-Jin Gu^{1,2}, Jun-Hai Yong^{3,4,5}, Jean-Claude Paul^{3,6}, and Fuhua (Frank) Cheng⁷

¹Wuhan University of Technology, Wuhan 430070, P. R. China

²Jiangxi Academy of Sciences, Nanchang 330029, P. R. China

³School of Software, Tsinghua University, Beijing 100084, P. R. China

⁴Key Laboratory for Information System Security, Ministry of Education of China, Beijing 100084, P. R. China

⁵Tsinghua National Laboratory for Information Science and Technology, Beijing 100084, China

⁶INRIA, Le Chesnay Cedex 78153, France

⁷Department of Computer Science, University of Kentucky, Lexington, KY 40506-0046, USA

Abstract - Quadratic Bézier curves are important geometric entities in many applications. However, it was often ignored by the literature the fact that a single segment of a quadratic Bézier curve may fail to fit arbitrary endpoint unit tangent vectors. The purpose of this paper is to provide a solution to this problem, i.e., constructing G^1 quadratic Bézier curves satisfying given endpoint (positions and arbitrary unit tangent vectors) conditions. Examples are given to illustrate the new solution and to perform comparison between the G^1 quadratic Bézier curves and other curve schemes such as the composite geometric Hermite curves and the biarcs.

Keywords: Quadratic Bézier curve, geometric continuity, endpoint condition, smoothness, tangent vector

1. Introduction

Quadratic Bézier curves are very important geometric entities in many applications [1], [2], [3], [7], [8], [12, et al]. For example, quadratic Bézier curves are often used as the generatrix curves of the surface of radars, and to approximate circular arcs [1, et al], which cannot be represented by polynomials in an exact way. The space and computation costs of quadratic Bézier curves are both smaller than any other free form curves of degree three or higher. When approximating a given curve, the number of segments of the resultant quadratic Bézier curve is usually much smaller than that required by a polyline.

In this paper, which is presented at the 11th IEEE International Conference on CAD/Graphics [4], quadratic Bézier curves are constructed to satisfy the endpoint conditions, which include the two endpoint positions and two directions of the unit tangent vectors at the end points. How to construct curves to satisfy the endpoint conditions is a fundamental problem in computer aided geometric design [10, et al] and numerical computation and analysis [5, et al]. Hermite curves [5], [10, et al], biarcs [6], [9], [11, et al], and quadratic Bézier curves [1], [7, et al] are often the solutions. Among the above three kinds of curves, Hermite curves [5, et al] appear the most frequently in the literature of numerical computation and analysis. However, as pointed out by

[10], they may have cusps (see Figure 1 from [10] as an example), which are not allowed in many applications. COH (composite optimized geometric Hermite) curves [10] have many advantages over traditional Hermite curves. However, they require at least three segments to cover all the directions of the endpoint tangent vectors [10]. Biarcs [11] are usually made of only two segments. They are frequently used in CNC (Computer Numerical Control) to generate G^1 arc splines as the tool paths. Since biarcs are usually composite of two circular arcs, they cannot be exactly represented in a polynomial form. If some systems or applications prefer polynomials, they have to be converted into polynomial representation, such as quadratic Bézier curves [1, et al].

Quadratic Bézier curves [1], [7, et al] can be used to satisfy the endpoint conditions as well. However, the fact that a single segment of a quadratic Bézier curve cannot cover all the directions of the endpoint unit tangent vectors is ignored so far in many literatures [1], [7, et al]. Thus, some applications may fail due to the quadratic Bézier curves not being able to fit in with some requirements of the endpoint unit tangent vectors. Figure 2 gives such an example. In order to make the applications [1], [7, et al] available in a general way, it is definitely to find a solution for quadratic Bézier curves. Thus, in this paper, we give such a solution. We also prove that two segments of quadratic Bézier curves are enough to cover all the directions of the endpoint unit tangent vectors.

The remaining part of the paper is arranged as follows. The necessary and sufficient conditions for a single

*Corresponding author:
E-mail: yongjh@tsinghua.edu.cn

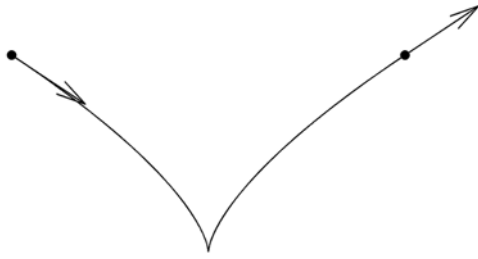


Fig. 1. A Hermite curve with a cusp [10].

quadratic Bézier curve satisfying the given endpoint constrains (of both positions and directions of unit tangent vectors) are provided in Section 2. Section 3 addresses how to construct two segments of G^1 quadratic Bézier curves with the endpoint constrains of both positions and arbitrary endpoint unit tangent vectors. Some examples and discussion are given in Section 4. Concluding remarks are presented in the last section.

2. Necessary and Sufficient Conditions for A Single Quadratic Bézier Curve

The definition of a quadratic Bézier curve is

$$C(t) = \sum_{i=0}^2 P_i B_{i,2}(t), \quad t \in [0, 1]$$

where P_0 , P_1 and P_2 are control points, and $B_{i,2}(t) = \frac{2}{i!(2-i)!} t^i (1-t)^{2-i}$

As shown in Figure 3, a G^1 quadratic Bézier curve $C(t)$ is required to satisfy the following endpoint conditions:

$$\begin{cases} C'(0) = P_0 = Q_0; \\ C'(1) = P_2 = Q_1; \\ C'(0) \text{ has the same direction with } V_0; \text{ and} \\ C'(1) \text{ has the same direction with } V_1 \end{cases}$$

where Q_0 and Q_1 are given points, and V_0 and V_1 are given unit tangent vectors at Q_0 and Q_1 , respectively.

To simplify the address, let L_i be the line passing through Q_i and having the direction V_i , where $i = 0, 1$.

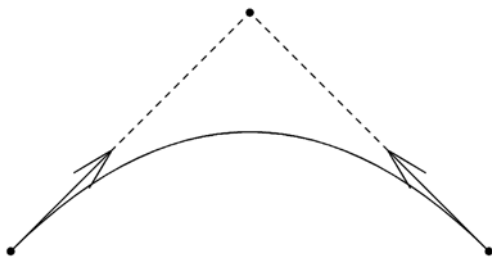


Fig. 2. A single quadratic Bézier curve does not fit in with the directions of the given endpoint unit tangent vectors.

According to the definition of a quadratic Bézier curve, we have that the endpoint tangent vectors of the Bézier curve $C(t)$ are $C'(0) = 2(P_1 - P_0)$ and $C'(1) = 2(P_2 - P_1)$. Hence, we obtain that P_1 should be the intersection point of L_0 and L_1 . In the meanwhile, we have that

$$(P_1 - P_0) \cdot V_0 > 0 \text{ and } (P_2 - P_1) \cdot V_1 > 0.$$

Thus, we have the following theorem, which provides the necessary and sufficient conditions for a single G^1 quadratic Bézier curve.

Theorem 1 The necessary and sufficient conditions for a G^1 quadratic Bézier curve are

(1) if L_0 and L_1 have one unique intersection point Q , then the following Boolean expression should be true

$$((Q - Q_0) \cdot V_0 > 0) \text{ and } ((Q_1 - Q) \cdot V_1 > 0);$$

(2) if L_0 and L_1 are coincident, then the following Boolean expression should be false

$$(V_0 \cdot V_1 > 0) \text{ and } ((Q_1 - Q_0) \cdot V_1 < 0).$$

If the conditions in Theorem 1 are not satisfied, a single quadratic Bézier curve cannot satisfy the given endpoint conditions. An example is shown in Figure 2. Here addresses another example. If V_0 has the same direction with V_1 , but not with the direction of $Q_1 - Q_0$, then the above endpoint conditions cannot be satisfied for any single quadratic Bézier curve.

3. Two Segments of Quadratic Bézier Curves

If a single G^1 quadratic Bézier curve cannot satisfy the endpoint conditions, then we may turn to a Bézier curve with some degree higher than two such as a cubic Hermite curve [10, et al], or we may have to require some more segments. Our experience shows that two segments of quadratic Bézier curves are enough. The solution here is based on Section 2, and all the symbols in Section 2 are inherited here. Q_0 and Q_1 are two given points, which are required to be the starting point and the ending point, respectively. V_0 and V_1 are two given unit vectors. The tangent vector at the starting point of the first quadratic Bézier curve $C_1(s)$ should have the same direction with V_0 , and the tangent vector at the

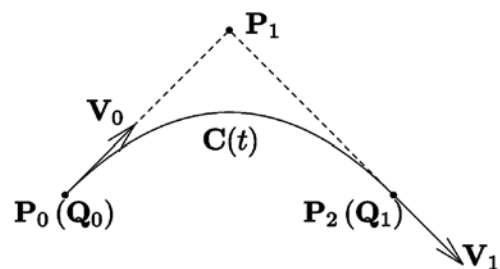


Fig. 3. A G^1 quadratic Bézier curve.

ending point of the second quadratic Bézier curve $C_2(t)$ should have the same direction with V_1 .

Our solution is as follows. It is illustrated in Figure 4 as well. Let $P_{1,1} = Q_0 + rV_0$, $P_{1,2} = Q_1 - rV_1$, and $P_{2,1} = \frac{P_{1,1} + P_{1,2}}{2}$, where r is a positive real number (how to choose a value for r will be discussed later in the remaining part of this section). The control points of the first quadratic Bézier curve $C_1(s)$ are $P_{0,1} = Q_0$, $P_{1,1}$ and $P_{2,1}$. And the control points of the second quadratic Bézier curve $C_2(t)$ are $P_{0,2} = P_{2,1}$, $P_{1,2}$ and $P_{2,2} = Q_1$. According to Theorem 1, we have the following theorem.

Theorem 2 For arbitrary $r \in (0, \frac{\|Q_1 - Q_0\|}{3})$, the composite curve made by $C_1(s)$ and $C_2(t)$ satisfies the above endpoint conditions, and covers all the possible directions of V_0 and V_1 .

It seems that any positive real number r is enough for Theorem 2. Here $r < \frac{\|Q_1 - Q_0\|}{3}$ is a safe requirement which avoids some degenerate cases. Our experience shows that the choice $r = 0.3\|Q_1 - Q_0\|$ is enough to produce a pleasing shape for the composite curve. In order to get a better shape, some more calculation may be necessary. In the remaining part of this section, we will discuss how to obtain r such that all the edges of the control polygons of both $C_1(s)$ and $C_2(t)$ have the same length, i.e., $\|P_{1,1} - P_{0,1}\|$, $\|P_{2,1} - P_{1,1}\|$, $\|P_{1,2} - P_{0,2}\|$ and $\|P_{2,2} - P_{1,2}\|$ are equal to each other.

According to our solution, we already have

$$\|P_{1,1} - P_{0,1}\| = \|P_{2,2} - P_{1,2}\|$$

and

$$\|P_{2,1} - P_{1,1}\| = \|P_{1,2} - P_{0,2}\|.$$

Thus, all we need here is

$$\|P_{2,1} - P_{1,1}\| = \|P_{1,1} - P_{0,1}\|. \tag{1}$$

Equation (1) is equivalent to

$$\|P_{1,2} - P_{1,1}\| = 2\|P_{1,1} - P_{0,1}\|.$$

Thus, we have

$$(P_{1,2} - P_{1,1})^2 - 4r^2 = 0, \tag{2}$$

which is a quadratic equation with respect to r . Solve Equation (2), and we have the following conclusions.

As shown in Figure 4, let α be the angle from the direction of $(Q_1 - Q_0)$ to V_0 , and β be the angle from the direction of $(Q_1 - Q_0)$ to V_1 . Here, if the nonzero angle is measured in the counterclockwise, the value of the angle is positive; otherwise, it has a negative value. Let

$$h_1 = \sqrt{2 + \cos^2 \alpha + \cos^2 \beta - 2 \times \sin \alpha \times \sin \beta}$$

and

$$h_2 = 2 \times \cos(\beta - \alpha) - 2.$$

If $h_2 \neq 0$, we have

$$r = \frac{(\cos \alpha + \cos \beta + h_1)\|Q_1 - Q_0\|}{h_2}.$$

or

$$r = \frac{(\cos \alpha + \cos \beta - h_1)\|Q_1 - Q_0\|}{h_2}.$$

If $h_2 = 0$, then Equation (2) degenerates into a linear equation. In this case, we have

$$r = \frac{\|Q_1 - Q_0\|}{2(\cos \alpha + \cos \beta)}$$

In the above possible values of r , only the positive value can be used.

4. Examples and Discussion

We have tested all the directions of V_0 and V_1 , of which the values of the angles (i.e., α and β) are

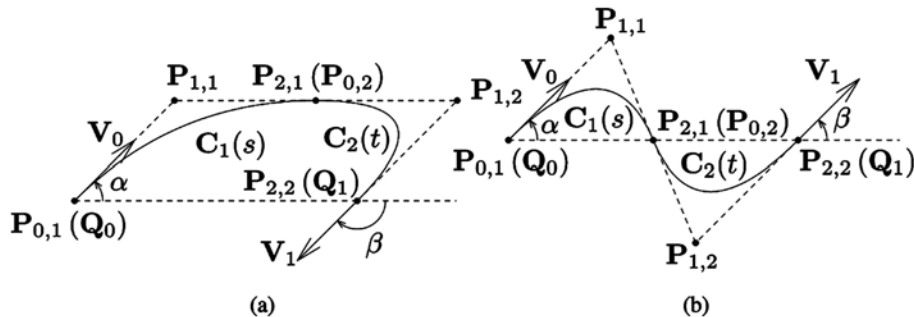


Fig. 4. G^1 quadratic Bézier curves (two segments): (a) “C”-shape, (b) “S”-shape.

integers in degrees. Figure 4 shows two examples. Figure 4(a) produces the curves in “C”-shape with $\alpha = \frac{\pi}{4}$ and $\beta = \frac{-3\pi}{4}$. Figure 4(b) produces the curves in “S”-shape with $\alpha = \frac{\pi}{4}$ and $\beta = \frac{\pi}{4}$. The shape of a composite curve made by two quadratic Bézier curves depends on α and β as well as the value of r . Our experience finds that the choice $r = 0.3 \|\mathbf{Q}_1 - \mathbf{Q}_0\|$ is enough to produce a pleasing shape for our solution. The value of r , which makes all the edges of the control polygons of both $\mathbf{C}_1(s)$ and $\mathbf{C}_2(t)$ have the same length, may be another good choice. Figure 5 gives an example, which illustrates how the values of r affect the shapes of the composite curves. In this example, $\alpha = 0$ and $\beta = \frac{\pi}{3}$. From Figure 5(a) to Figure 5(d), the values of r are 0.1, 0.3, 0.75 and 0.3028, respectively. As shown in Figure 5(a), when r is small, for example $r = 0.1$, the composite curve is close to the line segment from \mathbf{Q}_0 to \mathbf{Q}_1 . As shown in Figure 5(d), when r is large, the composite curve may have some sharp shape, and it may be easy to become self-intersected. When $r = 0.3028$ as shown in Figure 5(d), all the edges of the control polygons of both the quadratic Bézier curves have the same length. Here, 0.3 is very close to 0.3028, so the shape of the composite curve in Figure 5(b) is similar to the shape of the composite curve in Figure 5(d).

Another example is given in Figure 6. In this example, $\alpha = \beta = \frac{\pi}{3}$. Three kinds of curves are compared here. In Figures 6(a) and 6(b), G^1 quadratic Bézier curves are applied. All the edges of the control polygons of both the quadratic Bézier curves have the same length when $r = 0.5$, as shown in Figure 6(b). Figures 6(c) and 6(d) illustrate the COH (composite optimized geometric Hermite) curve [10] and the biarc [11], respectively. As

shown in the figures, the quadratic Bézier curve with $r = 0.3$ seems more similar to the COH curve and the biarc, and the quadratic Bézier curve with $r = 0.5$ seems to have the nicest shape among all the curves in Figure 6. In this example, the COH curve has three segments, which requires larger space of computer storage than the two quadratic Bézier curves. The degree of a COH curve is three, which is higher than a quadratic Bézier curve. Thus, to obtain a point on curves, the COH curve requires more time cost than the quadratic Bézier curve. In the meanwhile, the biarc cannot be represented in a polynomial form.

5. Conclusions

A solution for constructing G^1 quadratic Bézier curves is presented in this paper. We build a composite curve made by two quadratic Bézier curves to satisfy the endpoint constraints with both positions and directions of unit tangent vectors. The new solution can cover all the directions of the endpoint tangent vectors. The composite curve has the flexibility to obtain different shape with different values of r . The default value of r and the value of r , which makes all the edges of the control polygons of both the quadratic Bézier curves have the same length, are provided as well. The new solution has some advantages over COH (composite optimized geometric Hermite) curves and biarcs. All those three kinds of curves are able to produce pleasing shape, and have their own favorite applications. The solution proposed in this paper makes quadratic Bézier curves have some more flexibility in some possible applications such as those in [1], [7].

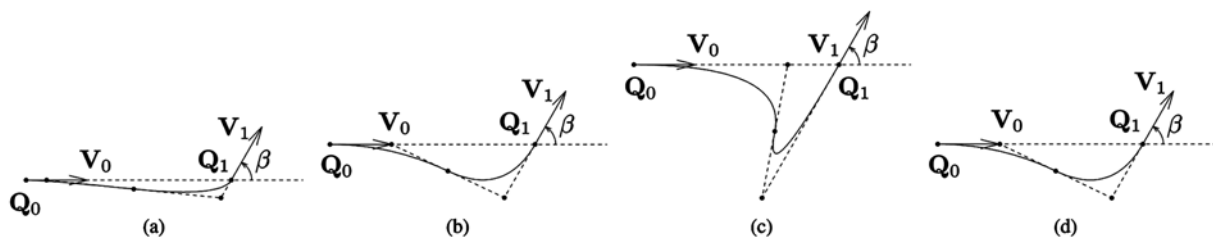


Fig. 5. A comparison among the composite curves with different values of r : (a) $r = 0.1$, (b) $r = 0.3$, (c) $r = 0.75$, (d) $r = 0.3028$.

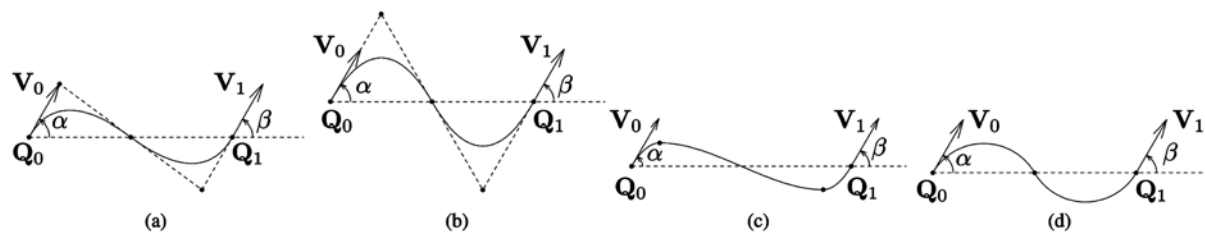


Fig. 6. A comparison among the different kinds of curves: (a) two segments of quadratic Bezier curves with $r = 0.3$, (b) two segments of quadratic Bezier curves with $r = 0.5$, (c) a COH (composite optimized geometric Hermite) curve (3 segments) [10], (d) a biarc [11].

Acknowledgements

The research was supported by Chinese 973 Program (2010CB328001), the National Science Foundation of China (60625202, 90715043), and Chinese 863 Program (2007AA040401). The second author was supported by the Fok Ying Tung Education Foundation (111070), and the Tsinghua University Initiative Scientific Research Program(2009THZ0).

References

- [1] Young Joon Ahn. Helix approximations with conic and quadratic Bézier curves. *Computer Aided Geometric Design*, 22(6):551-565, 2005.
- [2] Xiao-Diao Chen, Jun-Hai Yong, Guo-Qin Zheng, and Jia-Guang Sun. Automatic G^1 arc spline interpolation for closed point set. *Computer-Aided Design*, 36(12):1205-1218, 2004.
- [3] Yu Yu Feng and Jernej Kozak. On G^2 continuous interpolatory composite quadratic Bézier curves. *Journal of Computational and Applied Mathematics*, 72(1):141-159, 1996.
- [4] He-Jin Gu, Jun-Hai Yong, Jean-Claude Paul, and Fuhua (Frank) Cheng. Constructing G^1 quadratic Bézier curves with arbitrary endpoint tangent vectors. In *The 11th IEEE International Conference on CAD/Graphics*, pages 263-267, 2009.
- [5] Zhi Guan and Jingliang Chen. *Numerical Computation Method*. Tsinghua University Press, Beijing, 2005 (in Chinese).
- [6] Xuzheng Liu, Jun-Hai Yong, Guoqin Zheng, and Jianguang Sun. Constrained interpolation with biarcs. *Journal of Computer-Aided Design & Computer Graphics*, 19(1):1-7 (in Chinese), 2007.
- [7] Yongwei Miao, Changbo Wang, Jianguo Jin, and Qunsheng Peng. Fairing interpolation by quadratic Bézier splines. *Journal of Computer-Aided Design & Computer Graphics*, 16(6): 795-798 (in Chinese), 2004.
- [8] Nickolas S Sapidis and William H Frey. Controlling the curvature of a quadratic Bézier curve. *Computer Aided Geometric Design*, 9(2):85-91, 1992.
- [9] Jun-Hai Yong, Xiao Chen, and Jean-Claude Paul. An example on approximation by fat arcs and fat biarcs. *Computer-Aided Design*, 38(5):515-517, 2006.
- [10] Jun-Hai Yong and Fuhua (Frank) Cheng. Geometric Hermite curves with minimum strain energy. *Computer Aided Geometric Design*, 21(3):281-301, 2004.
- [11] Jun-Hai Yong, Shi-Min Hu, and Jia-Guang Sun. A note on approximation of discrete data by G^1 arc splines. *Computer-Aided Design*, 31(14):911-915, 1999.
- [12] Jun-Hai Yong, Shi-Min Hu, and Jia-Guang Sun. Bisection algorithms for approximating quadratic Bézier curves by G^1 arc splines. *Computer-Aided Design*, 32(4):253-260, 2000.

Fuhua (Frank) Cheng is Professor of Computer Science and Director of the Graphics & Geometric Modeling Lab at the University of Kentucky where he joined the faculty in 1986. He is also an Adjunct Professor of Applied Mathematics at the Shandong University of Technology, Jinan, China. He received a BS and an MS in mathematics from the National Tsing Hua University in Taiwan in 1973 and 1975, respectively, an MS in mathematics, an MS in computer science, and a PhD in applied mathematics and computer science from the Ohio State University, in 1978, 1980, and 1982, respectively. Dr. Cheng has held visiting positions at the University of Tokyo and the University of Aizu, Japan. His research interests include computer aided geometric modeling, computer graphics, parallel computing in geometric modeling and computer graphics, and collaborative CAD.

Jean-Claude Paul is a senior researcher at CNRS and INRIA (France), and currently visiting professor at Tsinghua University. He received his Ph. D. in Mathematics from Paris University in 1976. His research interests are numerical analysis, physics-based modeling and computer-aided design.



Fuhua (Frank) Cheng



Jean-Claude Paul

Hejin Gu is a senior professor at Jiangxi Academy of Sciences. He was a visiting professor at the State University of New York in USA from 2005 to 2006. He held a visiting professor position at School of Software, Tsinghua University in 2007. He has obtained three Awards of Science and Technology from the ministries of China and Jiangxi Province. His research interests include computer-aided design, computer graphics, and software engineering.

Jun-Hai Yong is currently a professor in School of Software at Tsinghua University, China. He received his B.S. and Ph.D. in computer science from the Tsinghua University, China, in 1996 and 2001, respectively. He held a visiting researcher position in the Department of Computer Science at Hong Kong University of Science & Technology in 2000. He was a post doctoral fellow in the Department of Computer Science at the University of Kentucky from 2000 to 2002. His research interests include computer-aided design, computer graphics, computer animation, and software engineering.



Hejin Gu



Jun-Hai Yong