

## A New Synthetic Procedure to 2,8-Diaminoindeno[1,2-*b*]fluorene as a Blue Light Emitting Material

Van Chung Pham, Geun Huh, Jungahn Kim, Dong Joon Choo, and Jae Yeol Lee\*

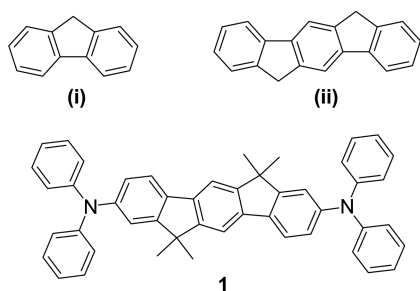
Research Institute for Basic Sciences and Department of Chemistry, College of Sciences, Kyung Hee University, Seoul 130-701, Korea. \*E-mail: lgy@khu.ac.kr  
Received February 10, 2010, Accepted March 16, 2011

**Key Words :** 2,8-Diaminoindeno[1,2-*b*]fluorene, Suzuki coupling, OLED

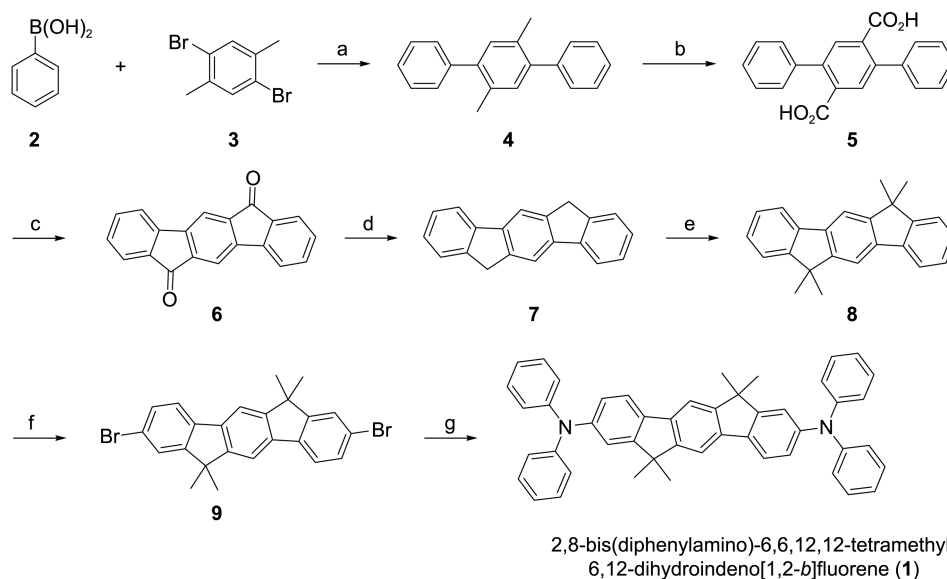
Conjugated aromatic compounds are potential candidates as organic semiconductors for use in thin-film transistors (TFTs) and light-emitting diodes (LEDs),<sup>1</sup> among which the fluorene-based compounds (Fig. 1) have received most attention owing to their good availability and processability.<sup>2-4</sup> Therefore, the synthesis of indenofluorene derivatives draws significant interest for their proper supply in both designing a new derivative and manufacturing.<sup>1,5-7</sup> Recently, 2,8-bis(di-

phenylamino)-6,6,12,12-tetramethyl-6,12-dihydroindeno[1,2-*b*]fluorene (**1**) has been reported to have a good luminous efficiency and excellent life time, and good operation lifetime of its OLED device.<sup>8</sup> These results prompted us to scale-up the synthesis of **1** for its further applications using the reported procedures as shown in Scheme 1.<sup>1,6-8</sup> However we found a couple of problems in the reported synthesis, such as low yield, harsh reaction conditions and the formation of side products. Herein, we report an improved synthetic route to **1** which overcomes the problems found in the reported procedures.

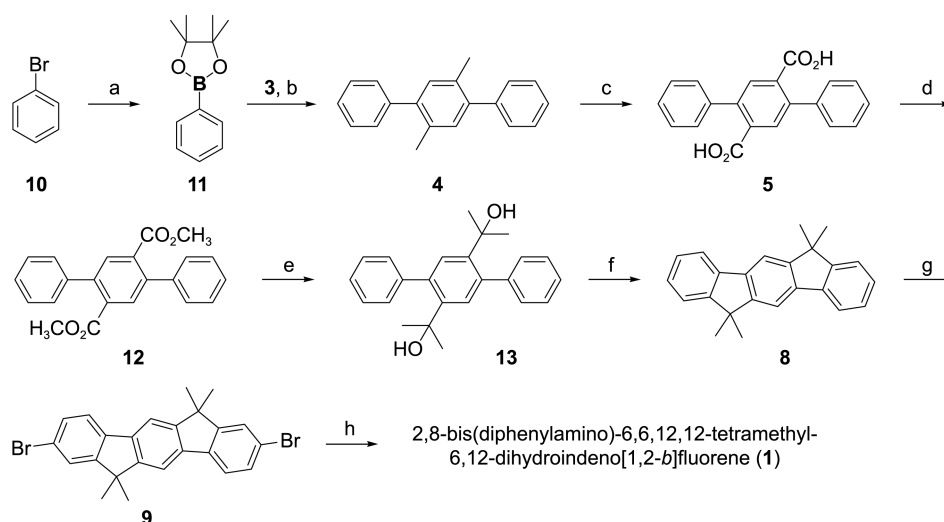
When we repeated the reported procedures (Scheme 1), we found three major synthetic problems. They are (i) formation of decarboxylated side products in the cyclization of **5** into **6** for parent indeno[1,2-*b*]fluorene ring; (ii) use of harsh reaction conditions of Wolff-Kishner reduction of **6** which are not suitable for large-scale preparation; and, (iii) low yield at the tetra-methylation of **7**. In particular, when the tetra-methylation reaction of **7** was carried out by using *n*-BuLi and CH<sub>3</sub>I condition, tetrabutylindenofluorene was



**Figure 1.** Structures of fluorine (i), indenofluorene (ii), and 2,8-diaminoindeno[1,2-*b*]fluorene (**1**).



**Scheme 1.** Reported reagents and conditions<sup>1,6-8</sup>: (a) Pd(OAc)<sub>2</sub>, K<sub>2</sub>CO<sub>3</sub>, *n*-Bu<sub>4</sub>NBr, H<sub>2</sub>O, 70 °C, 2 h, > 98%; (b) KMnO<sub>4</sub>, H<sub>2</sub>O, pyridine, reflux, 24 h, then *conc.* HCl, 72-96%; (c) concentrated H<sub>2</sub>SO<sub>4</sub>, rt, 2 h, 78-96%; (d) N<sub>2</sub>H<sub>4</sub>·H<sub>2</sub>O, KOH, diethylene glycol, reflux, 48 h, 76-79%; (e) Me<sub>2</sub>SO<sub>4</sub>, NaOH, DMSO (86%) or MeI, *t*-BuONa, DMSO (96%) or *n*-BuLi, CH<sub>3</sub>I, THF, -78 °C to rt, (27%); (f) FeCl<sub>3</sub>, Br<sub>2</sub>, CHCl<sub>3</sub>, 0 °C, 24 h, (74%) or Br<sub>2</sub>, Na<sub>2</sub>CO<sub>3</sub>, H<sub>2</sub>O, CH<sub>2</sub>Cl<sub>2</sub>, (97%) or Br<sub>2</sub>, 1,1,2,2-tetrachloroethane (TCE), rt, 12 h, (77%); (g) diphenylamine, Pd(OAc)<sub>2</sub>, *t*-BuONa, P(*t*-Bu)<sub>2</sub>Cl, toluene, reflux, 6 h, 81%.

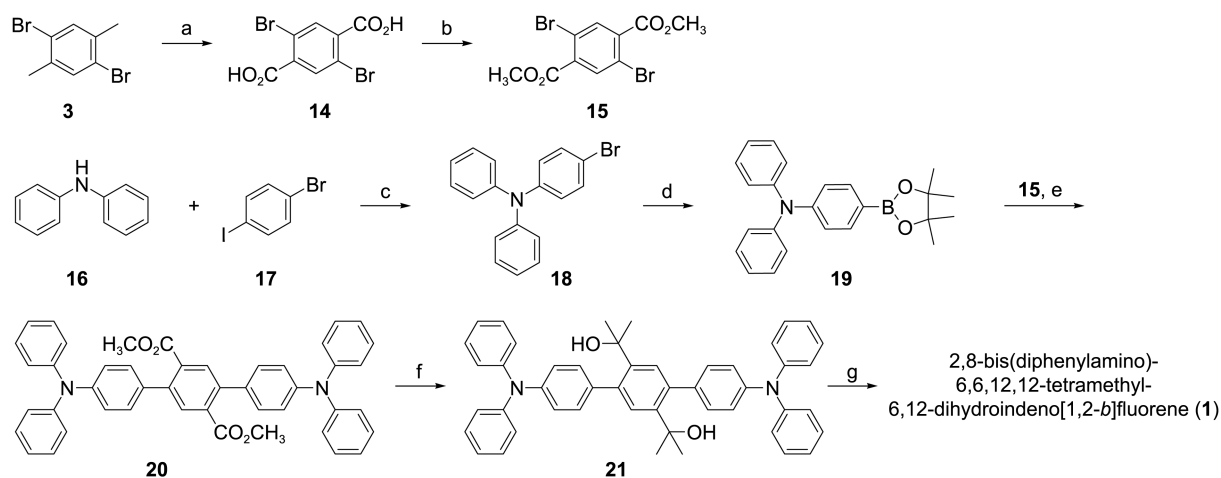


**Scheme 2.** Reagents and conditions: (a) *n*-BuLi, THF,  $-78$  to  $-40$  °C then 2-isopropoxy-4,4,5,5-tetramethyl-1,3,2-dioxaborolane, 90%; (b) Pd(PPh<sub>3</sub>)<sub>4</sub>, THF, 2 M K<sub>2</sub>CO<sub>3</sub>, reflux, 18 h; (c) KMnO<sub>4</sub> (12 equiv), pyridine, H<sub>2</sub>O, reflux, 24 h, 92% (two steps); (d) SOCl<sub>2</sub> (4 equiv), CH<sub>3</sub>OH, reflux, 5 h, quantitative; (e) CH<sub>3</sub>MgBr (8 equiv), THF, N<sub>2</sub>, reflux, 10 h, 96%; (f) concentrated HCl, CH<sub>2</sub>Cl<sub>2</sub>, reflux, 5 h, 80%; (g) CuBr<sub>2</sub> on Al<sub>2</sub>O<sub>3</sub>, CCl<sub>4</sub>, reflux, 18 h, 80%; (h) diphenylamine, CuI, 1,10-phenanthroline, KOH, toluene, reflux, 48 h, 65%.

obtained as a major product instead of tetramethylindeno[1,2-*b*]fluorene (**8**) which would be stemmed from the metal exchange between *n*-BuLi and CH<sub>3</sub>I. In the cases of using lithium diisopropylamine (LDA) or potassium *tert*-butoxide (*t*-BuOK) as another base, the desired **8** was obtained only in low yield.

As a key modification to **1**, we envisaged that the introduction of four methyl groups of **8** could be accomplished by the cyclization of tertiary alcohol **13** under acid-catalysis (Scheme 2). This strategy in particular avoids the harsh reaction conditions of Wolff-Kishner reduction step of low yield and furthermore, overcomes the low yield of the tetraalkylation step of the reported synthesis. Reaction of bromobenzene (**10**) with *n*-BuLi for at  $-78$  °C, followed by addition of 2-isopropoxy-4,4,5,5-tetramethyl-1,3,2-dioxaborolane, afforded **11** in 90% yield.<sup>9</sup> Suzuki coupling reac-

tion of **11** with 2,5-dibromo-*p*-xylene (**3**) afforded **4**, which was oxidized by KMnO<sub>4</sub> to provide 2,5-diphenylterephthalic acid (**5**) in 92% yield over two steps. Esterification of **5** with SOCl<sub>2</sub> in methanol provided methyl 2,5-diphenylterephthalate (**12**) in quantitative yield. Reaction of **12** with CH<sub>3</sub>MgBr (8 equiv) in dry THF at reflux yielded bis(tertiary alcohol) **13** in 96% yield. The ring closure of **13** by concentrated HCl at reflux afforded 6,6,12,12-tetramethyl-6,12-dihydroindeno[1,2-*b*]fluorene (**8**) in 80% yield.<sup>10,11</sup> Regioselective bromination of **8** using Mitsunobu's method (CuBr<sub>2</sub> on Al<sub>2</sub>O<sub>3</sub>, CCl<sub>4</sub>, reflux, 18 h)<sup>12</sup> gave 2,8-dibromoindeno[1,2-*b*]fluorene (**9**) in 80% yield. Finally, Cross coupling of **9** with diphenylamine using CuI and 1,10-phenanthroline in dry toluene with dried KOH for 48 h at reflux provided **1** in 65% after workup and flash chromatographic purification (toluene/hexane = 4/1).



**Scheme 3.** Reagents and conditions: (a) CrO<sub>3</sub> (8 equiv), concentrated H<sub>2</sub>SO<sub>4</sub>, HOAc, rt, 24 h, 90%; (b) SOCl<sub>2</sub>, CH<sub>3</sub>OH, reflux, 5 h, quantitative; (c) CuI, 1,10-phenanthroline, KOH, toluene, reflux, 48 h, 70%; (d) *n*-BuLi, THF,  $-78$  to  $-40$  °C, 1 h, then 2-isopropoxy-4,4,5,5-tetramethyl-1,3,2-dioxaborolane,  $-78$  °C to rt, 90%; (e) Pd(PPh<sub>3</sub>)<sub>4</sub>, THF, 2 M K<sub>2</sub>CO<sub>3</sub>, reflux, 24 h, 80%; (f) CH<sub>3</sub>MgBr (8 equiv), THF, reflux 10 h, quantitative; (g) concentrated H<sub>2</sub>SO<sub>4</sub>, rt, 2 h, 80%.

Although the first modification improved the reported synthesis significantly, there is still room for further refinements, particularly for the convergence of the synthesis. In this context, we decided to couple **15** and **19** in convergent fashion, after which the introduction of the four methyl groups using Grignard reagent followed by acid catalyzed cyclization provides the target compound **1** (Scheme 3). Oxidation of 2,5-dibromo-*p*-xylene (**3**) with chromic acid afforded 2,5-dibromoterephthalic acid (**14**) in 90% yield, which was treated with SOCl<sub>2</sub> in methanol to afford methyl 2,5-dibromoterephthalate (**15**) in quantitative yield. The cross coupling of diphenylamine (**16**) with 1-bromo-4-iodobenzene (**17**) was accomplished in the presence of Cu (I) catalyst<sup>13</sup> and the mixture was purified by chromatography with *n*-hexane only to provide (4-bromophenyl)diphenylamine (**18**) in 70% yield. Lithiation by *n*-BuLi followed by the addition of 2-isopropoxy-4,4,5,5-tetramethyl-1,3,2-dioxaborolane afforded 2-[*p*-(diphenylamino)phenyl]-4,4,5,5-tetramethyl-1,3,2-dioxaborolane (**19**) in 90% yield. Suzuki coupling reaction of **15** with **19** provided **20** in 80% yield, which was treated with excess CH<sub>3</sub>MgBr in dry THF to afford precursor **21** in quantitative yield. The ring closure of **21** was accomplished with concentrated H<sub>2</sub>SO<sub>4</sub> at room temperature to provide the target compound **1** in 80% yield.

In summary, two synthetic routes to 2,8-diaminoindeno[1,2-*b*]fluorene (**1**) are described. Device of the tetramethylation of terephthalate (**12** & **20**) using Grignard reagent and the subsequent ring closure reaction of tertiary alcohol (**13** & **21**) catalyzed by acid overcame the problems of harsh reaction conditions and low yields encountered in the previous synthesis. In particular, the second modified procedure is highly convergent—only five straightforward steps from commercially available **15**.

### Experimental Section

**2,8-Bis(diphenylamino)-6,6,12,12-tetramethyl-6,12-dihydroindeno[1,2-*b*]fluorene (1).** To a solution of compound **20** (1.36 g, 2.00 mmol) in anhydrous THF (30 mL) was added a 3.0 M solution of CH<sub>3</sub>MgBr in diethyl ether (5.3 mL, 16 mmol), then heated at reflux for 10 h under an atmosphere of argon. After cooling in an ice bath, the resulting solution was poured into aqueous NH<sub>4</sub>Cl solution and the mixture was extracted with ethyl acetate. The combined extracts were washed with brine and dried over

MgSO<sub>4</sub>. Evaporation of the solvent afforded the tertiary alcohol **21** as a yellow solid in quantitative yield. Without further purification, the compound **21** was dissolved in concentrated sulfuric acid (20 mL) in an ice bath. After removing an ice bath, the reaction mixture was stirred for 2 h and poured into fine ice to provide a purple solid, which was added to a mixed solution of aqueous 5% NaOH (100 mL) and toluene (100 mL) with well stirring. The toluene phase was separated, dried over MgSO<sub>4</sub>, concentrated, and subjected to column chromatography (silica, hexane/toluene = 7/2) to afford the target compound **1** (1.03 g, 80%) as a white solid. <sup>1</sup>H NMR (400 MHz, CDCl<sub>3</sub>): δ 7.62-7.59 (m, 4H), 7.30-7.24 (m, 8H), 7.21-7.19 (m, 2H), 7.14-1.12 (m, 8H), 7.03-7.00 (m, 6H), 1.41 (s, 6H), 1.30 (s, 6H); <sup>13</sup>C NMR (100 MHz, CDCl<sub>3</sub>): δ 155.49, 153.17, 148.03, 146.95, 134.60, 129.19, 123.99, 123.57, 122.52, 120.17, 118.85, 113.49, 46.53, 29.72, 27.32; HRMS/FAB *m/z* 644.3191 (calculated), 644.3189 (observed).

**Acknowledgments.** This work was supported by the Kyung Hee University on sabbatical leave in 2010.

### References and Notes

- Hadizad, T.; Zhang, J.; Wang, Z. Y.; Gorjanc, T. C.; Py, C. *Org. Lett.* **2005**, *7*, 795.
- Wong, K. T.; Chien, Y. Y.; Chen, R. T.; Wang, C. F.; Lin, Y. T.; Chiang, H. H.; Hsieh, P. Y.; Wu, C. C.; Chou, C. H.; Su, Y. O.; Lee, G. H.; Peng, S. M. *J. Am. Chem. Soc.* **2002**, *124*, 11576.
- Katsis, D.; Geng, Y. H.; Ou, J. J.; Culligan, S. W.; Trajkovska, A.; Chen, S. H.; Rothberg, L. J. *Chem. Mater.* **2002**, *14*, 1332.
- Beaupre, S.; Ranger, M.; Leclerc, M. *Macromol. Rapid Commun.* **2002**, *21*, 1013.
- Harvey, R. G.; Pataki, J.; Cortez, C.; Raddo, P. D.; Yang, C. *J. Org. Chem.* **1991**, *56*, 1210.
- Merlet, S.; Birau, M.; Wang, Z. Y. *Org. Lett.* **2002**, *4*, 2157.
- Choi, I. W.; Kim, C. S.; Shin, H. N.; Lee, M. A.; Shin, H. S.; Kwak, M. Y.; Kim, N. K.; Kim, B. O.; Kim, S. M. WO 086,701 A1, 2007.
- Vestweber, H.; Heil, H.; Stoessel, P.; Buesing, A.; Parham, A. H.; Fortee, R. U.S. Patent 0220,285 A1, 2008.
- Kwon, H. J.; Cho, Y. J.; Yoon, S. S.; Kim, B. O.; Kim, S. M. WO 061,218 A1, 2007.
- Anchel, M.; Blatt, A. H. *J. Am. Chem. Soc.* **1941**, *63*, 1948.
- To achieve high conversion, the reaction was monitored by GC/MS (*m/z* = 310).
- Kodomari, M.; Satoh, H. Yoshitomi, S. *J. Org. Chem.* **1988**, *53*, 2094.
- Kelkar, A. A.; Patil, N. M.; Chaudhari, R. V. *Tetrahedron Lett.* **2002**, *43*, 7143.