

## Efficacy of two traditionally used potentized homeopathic medicines, *Calcarea carbonica* and *Lycopodium clavatum*, used for treating PCOS patients: I. Effects on certain important external guiding symptoms

Debarshi Das<sup>1</sup>, Indira Das<sup>2</sup>, Jayeeta Das<sup>3</sup>, Saroj Kumar Kayal<sup>1</sup>, Anisur Rahman Khuda-Bukhsh<sup>3\*</sup>

<sup>1</sup>Mahesh Bhattacharyya Homeopathic Medical College and Hospital (The West Bengal University of Health Sciences), Dumurjola, Howrah-711104, India; <sup>2</sup>Gangadharpur Sikshan Mandir (B. Ed & M. Ed College, Calcutta University), Howrah-711302, India; <sup>3</sup>Department of Zoology, University of Kalyani, Kalyani-741235, India; <sup>3</sup>UGC Emeritus Fellow at Department of Zoology, University of Kalyani, Kalyani-741235, India

### ABSTRACT

Polycystic Ovarian Syndrome (PCOS) has now become more common in occurrence in women of reproductive age, particularly in urban and semi-urban population in India. So there is a need to investigate this phenomenon taking into consideration various aspects including possible treatment method to ameliorate/eradicate this syndrome, which has far reaching socio-economic impact and consequences, in view of infertility and irregular menstrual cycles frequently associated with this syndrome. Homeopathy is a branch of traditional alternative medicine which is gaining popularity in India and some other developing countries, as also in some of the developed countries in Europe. With this background scenario, we have made an attempt to treat cases of confirmed PCOS and tried to compare the relative efficacy of two potentized homeopathic drugs, namely, *Lycopodium clavatum* (Lyc) and *Calcarea carbonica* (Calc), most frequently used by homeopathic practitioners, selecting different potencies of the drugs, depending on condition/guiding symptom(s) of the patients. While the main focus was pointed on total/partial removal of cysts, data pertaining to different PCOS associated symptoms were also compared for the sake of learning if the two drugs had differential effects on these symptoms also. The study parameters in this investigation included: regularity/irregularity of menstrual cycle, presence/absence of acne, hirsutism, male type alopecia, acanthosis nigricans, body/mass index (BMI) and waist-hip ratio. Overall results provided clear evidences that both these homeopathic drugs had great ameliorating effects on PCOS, although each drug had a little different effect in respect of the individual parameters of this study.

**Keywords** homeopathy, polycystic Ovarian Syndrome, menstruation, acne and hirsutism, waist-hip ratio, male type alopecia, acanthosis nigricans

### INTRODUCTION

Polycystic ovarian syndrome (PCOS), a disorder otherwise described as cystic disease, is the most common endocrine disorder in all pre-menopausal women, affecting about 6.5 and 6.7% in females throughout the world (Asuncion et al., 2000; Diamanti-Kandarakis et al., 1999). However, according to the U.S. National Institutes of Health (NIH) criteria, the prevalence of PCOS has been calculated to be in the range between 6% and 10%, but this may go up to as high as 15% when the broader Rotterdam criteria are applied (Ganie et al., 2010). Systematic survey on the occurrence of PCOS has been poorly documented from India (Gill et al., 2012), and there has only been sporadic reports on successful treatment by some orthodox medicines (Farah et al., 1999; Knochenhauer et al.,

1998), particularly with the use of laser technology by shattering the cysts (Farquhar et al., 2001, 2007, 2012; Kam et al., 2014); however, recurrence of cysts in many such cases has also been reported to occur (Bates and Propst, 2012). Further, in orthodox system, the diagnosis of polycystic ovarian syndromes (PCOS) often needs many tests like ultrasonography (USG), hormonal assays apart from some diagnostic phenotypic symptoms, resulting in the question of affordability of majority of patients for economic reasons and fear of side-effects. But many patients now-a-days deliberately go for treatment with some alternative medicines (CAM), and in India, homeopathy is a popular mode of CAM treatment that treats a subject holistically as based on some guiding symptoms and may use finally confirmatory tests to satisfy that the cysts have been removed or reduced in number and size, along with other guiding symptoms. However, one major factor that discourages many to adopt homeopathic treatment is the lack of methodical and systematic research to prove efficacy of any given drug. Therefore, in this study we pointed our attention on two potentized homeopathic remedies (potentized as per homeopathic principles and potencies selected were generally 30C/200C as per condition and improvement of individual patients and as per law of similia; cf: Hahnemann, 1921),

\*Correspondence: Anisur Rahman Khuda-Bukhsh,  
E-mail: prof-arkb@yahoo.co.in

Received September 9, 2015; Accepted February 15, 2016;

Published February 29, 2016

doi: <http://dx.doi.org/10.5667/tang.2015.0027>

©2016 by Association of Humanitas Medicine

This is an open access article under the CC BY-NC license.

(<http://creativecommons.org/licenses/by-nc/3.0/>)

**Table 1.** Showing data on external features recorded before and after administration of drug (total N = 40) in all patients considered together

N-40																		
Phenotypic/ External Symptoms	Menstrual History		Acne		Hirsutism		Poly Cysts In Ovary/Ovaries		> .85 Waist : Ratio		Male type Alopecia		Acanthosis Nigricans		> 25 BMI			
	Pre - treatment	Irre	Reg	Pr	Ab	Pr	Ab	Pr	Ab	Pr	Ab	Pr	Ab	Pr	Ab	Pr	Ab	
	36	4		11	29	10	30	40	0	18	22	32	8	5	35	16	24	
Post Treatment	Irre	Reg	Pr	Ab	Pr	Ab	Pr	Ab	Pr	Ab	Pr	Ab	Pr	Ab	Pr	Ab	Pr	Ab
	14	4 + 22 = 26	2	29 + 9 = 38	4	30 - 6 = 36	19	21	20	20	12	8 + 20 = 28	1	24	16	24		
Stat Significance level	**		**		**		***		ns		**		***		ns			

p < 0.05 = \*, p < 0.01 = \*\*, p < 0.001 = \*\*\*, ns = non-significant; pr = present; ab = absent

namely, *Lycopodium clavatum* (derived from extract of the spores of plant) and *Calcarea carbonica* (derived from oyster shell), to examine their relative efficacy in removing/ameliorating PCOS and their associated symptoms. These two homeopathic remedies are the most common ones which agree to most symptoms associated with the PCOS and are frequently used in cases of suspected PCOS. In India (Bhuvanashree et al., 2013), these two medicines are most frequently used with clinical benefits by many homeopathic practitioners to treat PCOS cases, particularly those reporting menstrual irregularity as one of the prime symptoms among other guiding symptoms like body mass index (BMI), acne, hirsutism, waist-hip ratio, male type alopecia (loss of hair in distinctive patches) and acanthosis nigricans (thickening of skin on nape of the neck). However, there is lack of any sound scientific back-up to find out link, if any, between relative efficacy of these two drugs in alteration of these features associated with PCOS and on ultimate removal of cysts. To our knowledge, a thorough literature search did not reveal any authentic research based time-course study to show convincingly if these two homeopathic remedies can really show amelioration or removal of cysts from patients suffering from PCOS and show concomitant positive changes in some phenotypic traits associated with the PCOS, although patients apparently were relieved or ameliorated after getting

homeopathic treatment.

Therefore, in this study, we have made an investigation on such important symptoms which are generally associated with PCOS, but not always explicitly found in PCOS patients. However, our present aim was to test the modulating effects, if any, induced by these two homeopathic drugs used individually with different potencies of the drug, if and when necessary, on some 40 female patients from India diagnosed with PCOS by ultra-sonographic records (USG).

Thus, in this study the hypotheses to be tested were whether: i) potentized *Calcarea carbonica* (henceforth be called Calc) and *Lycopodium clavatum* (henceforth be called Lyco) could alter one or more of such guiding characters; ii) if they did, to compare the effects of them in respect of specific symptoms: ii) and finally to determine again ultrasonographically whether the cysts have been totally or partially removed after treatment (fixed at 18 months at the maximum time limit).

**MATERIALS AND METHODS**

**Subjects**

In this study, altogether forty women of reproductive age, who



**Fig. 1.** Image showing removal of hair in hirsutism patients.

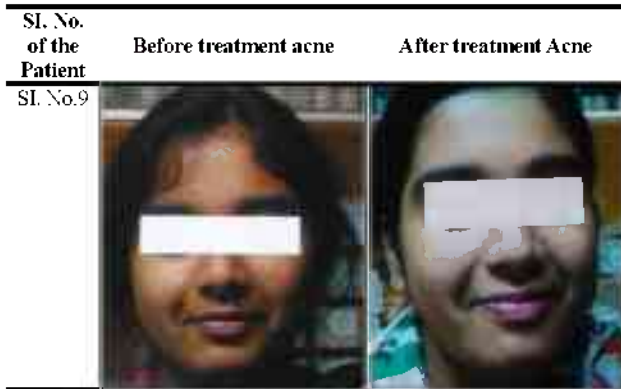


Fig. 2. Images of patient showing removal of acne after treatment.

visited the clinics/outpatient department (OPD) of one of us (DD) at Chakdaha (rural), Asansol (semi-urban), Howrah and Kolkata (urban), located in the state of West Bengal served as subjects for this investigation. All patients signed "informed consent" forms that they agreed to get treatment by the registered homeopathic doctors (co-authors DD and SKK) and their data might be used in scientific publications for the benefit of others. To analyze the relative effectiveness of potentized Lyco and Calc, 20 patients each received the homeopathic drug (30<sup>th</sup> potency twice daily for 7 days, then the medicine was stopped for 7 days and again repeated in this manner, while the 200<sup>th</sup> potency, where necessary, was administered once a day for 4 days and then stopped for 7 days and repeated if and as required. The drugs were selected on the basis of holistic approach of guiding symptoms as recommended in *Materia Medica* and *Organon* (Allen, 1996; Boericke, 2002; Kent, 1985), i) to evaluate periodical changes of each diagnostic guiding symptom for each medicine; ii) and finally to get ultrasonographic confirmation if the cysts had been totally/partially removed/ or the cyst size/number reduced after the time course study fixed at 18 months from beginning of drug administration. Patients were periodically examined to note any alteration of external features including change in menstrual cycle, if any.

**Control**

We kept five patients who were administered only placebo corresponding to the manner of "verum" treatment, but they did not show any measurable variation in respect of the phenotypic features (like hirsutism, acne, alopecia etc.) for which they were not considered for detailed analysis in this study. However, they showed subtle variation in data of the hormonal assay (included in the next paper in this series), which were critically examined and compared with the data of patients receiving "verum".

**Selection criteria for the 2 medicines**

Patients who showed the guiding symptoms in totality (Allen, 1996; Boericke, 2002; Kent, 1985) for selecting either Lyco or Calc were first screened out into 20 patients in each group from about 180 patients visiting the clinics at different locations.

**Selection of potency of drugs**

In this study, mainly two potencies namely, 30<sup>th</sup> and 200<sup>th</sup> have been used depending on the condition of the patients and their symptoms (Close, 2001).

**Method of preparation of potencies**

This scale was introduced by Dr. C.F.S.Hahnemann in the 5<sup>th</sup> edition of *Organon of Medicine*, aphorism 270 and is more commonly used. Centesimal scale is based on the principle that the first potency must contain the one-hundredth part of the original drug and each succeeding potency, one-hundredth part of the preceding one (centesimal potency or C) with 10 succussions/jerks at each step of dilution. In brief, a perfectly clean and new phial was taken. To one part of the mother tincture, ninety-nine parts of a suitable vehicle like dispensing alcohol was added and mechanically jerked 10 times with uniform velocity; this makes potency one. Similarly one part of potency 1 is added with 99 parts of ethanol vehicle and given 10 jerks to produce potency 2 and so on (see Khuda-Bukhsh, 2003). In case of placebo preparation, only succussed alcohol without the original drug substance was used. The patients on placebo treatment subsequently were given actual drug treatment with the homeopathic remedies.

**Source of the drugs**

Medicines have been procured from Hahnemann Publishing Co. (Hapco), 165, BB Ganguly Street, Kolkata-700012.

**Statistical Analysis**

The mean of values of all the data of at least three independent experiments were statistically analyzed using Student's t-test and one-way ANOVA. P values of \**p* < 0.05 were regarded as significant. For Student's t-test, \**p* < 0.05, \*\**p* < 0.01 and \*\*\**p* < 0.001 were considered significant at different levels, \*\*\* being highly significant. The software used for the analysis was SPSS 20.0.

**RESULTS**

The changes noted before and after administration of the medicines in respect of all patients (N = 40) considered together and their levels of statistical significances, if any, have

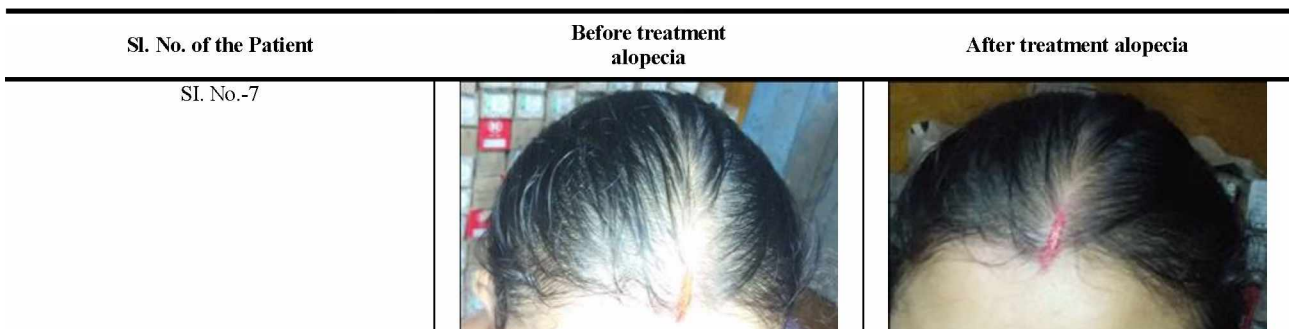


Fig. 3. Images showing amelioration of male type alopecia.



**Table 2.** Comparative efficacy of Calc and Lyco on 20 patients each in terms of statistical significance of differences between the two drugs in respect of different traits

Phenotypic/ External Symptoms		Menstrual History		Acne		Hirsutism		Poly Cysts In Ovary/Ovaries		> .85 Waist : Ratio		Male type Alopecia		Acanthosis Nigricans		> 25 BMI	
		Irre	Reg	Pr	Ab	Pr	Ab	Pr	Ab	Pr	Ab	Pr	Ab	Pr	Ab	Pr	Ab
Pre - treatment	Calc carb	19	1	4	16	4	16	20	0	12	8	17	3	3	17	10	10
Post Treatment	Calc carb	9	11	0	20	2	18	0	20	12	8	7	13	0	20	10	10
Stat Significance level		**		**		**		***		ns		**		**		ns	
Improvement (%)		52.6		100		50		100		ns		58.8		100		ns	
Pre - treatment	Lyco	17	3	7	13	6	14	20	0	6	14	15	5	2	18	6	14
Post Treatment	Lyco	5	15	2	18	2	18	0	20	8	12	5	15	1	19	6	14
Improvement (%)		70.5		71.4		66.6		100		ns		66.6		50		ns	
Stat Significance level		**		***		***		***		ns		***		***		ns	

p < 0.05 = \*, p < 0.01 = \*\*, p < 0.001 = \*\*\*, ns = non-significant; pr = present; ab = absent.

been summarized in Table 1. In Table 2, the comparative account of efficacy of Calc versus Lyco in respect of the individual external features/relevant traits of 20 patients in each group have been summarized, up to the end of 18 months of treatment at a regular interval (i.e. recorded at an interval of six months). Data of the Table 1 clearly showed that when the whole data of 40 patients were taken together, there were significant modulations in traits for both the drug treatment, most of them showing the difference as statistically significant. If the data are further analyzed, it would be revealed that in patients receiving potentized Lyco, irregular menstruation was fairly normalized in 12 patients out of 17 patients having initially menstrual irregularity, while 10 patients administered Calcarea carb showed normal menstrual cycle out of 19 initially reporting irregularity. Thus, *Lycopodium* appeared to have better efficacy in regard to amelioration of menstrual irregularity. In case of hirsutism (Fig. 1), Lyco treated patients showed much improvement in 4 patients out of 6, while in Calc treated patients, 2 out of 4 showed much improvement. Thus, again Lyco appeared to show better efficacy in respect of hirsutism as well. When results of Acne (Fig. 2) were compared, it was revealed that out of 7, 5 got much improvement in the Lyco treated patients, as compared to all 4 cured by Calc administration. Therefore, Calc acted much better in removing Acne than that of Lyco. In so far as the criterion of male type alopecia (Fig. 3) (central alopecia) is concerned, out of 15 patients, 10 patients receiving Lyco got striking benefit as hair

fall was completely checked in them whereas out of 17 patients who received Calc, 10 got visibly striking amelioration. In this case, though not very distinctive, yet Lyco appeared to have some edge over Calc in combating the problem of hairfall, through both had considerable effects against hairfall. When acanthosis nigricans (Fig. 4), which is a rather rare phenomenon was considered, Calc could bring in significant amelioration (3 out of 3) while Lyco showed its efficacy in 1 out of 2 patients. On the other hand, both the drugs apparently had little influence in modulating waist:hip ratio, or body: mass index (BMI). Finally, the most significant part of the results was the complete disappearance of the cysts (Fig. 5) in single or both ovaries in 10 patients out of 20 Lyco fed patients, and 11 out of 20 Calc administered patients. Thus both had great efficacy in removing cysts from ovaries, which is not even reported by any form of treatment with orthodox medicines except surgery, even recurrence of cysts are reported in the cases of surgical drilling. When results of one-way ANOVA taking into consideration the differences encountered in respect of all the traits together were analyzed, it was revealed that the differences in results between pre- and post-treatments in respect of menstrual history, hirsutism and poly-cysts in one ovary/both ovaries were found to be statistically significant at p < 0.05 level.

**DISCUSSION**



**Fig. 4.** Images showing amelioration of patient with acanthosis nigricans.

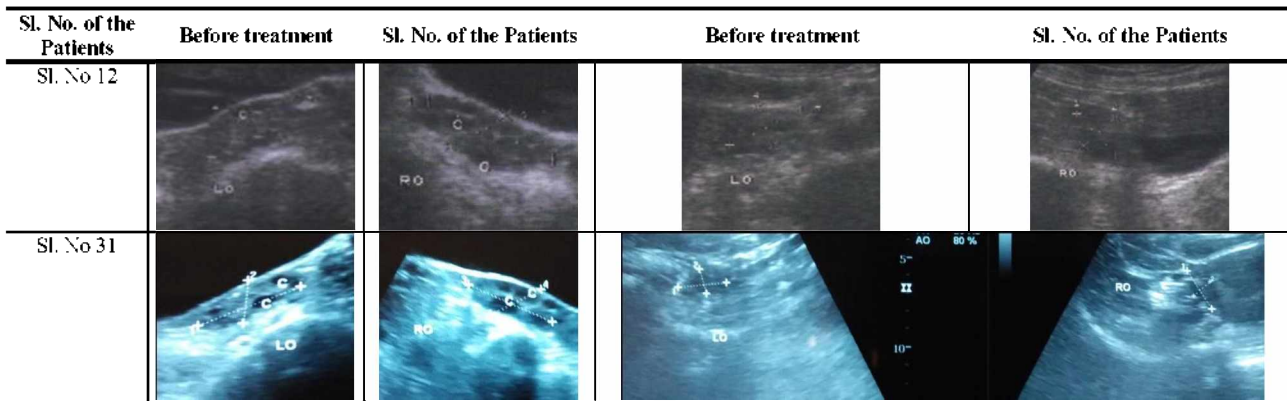


Fig. 5. Images of Ultra sonography of the patients showing removal of cysts from ovary (left and right ovaries).

Although various features have been implicated with the incidence of irregularities of menstruation and PCOS, like oligo-ovulation or anovulation, hyperandrogenism (either clinical or biochemical) (Witchel, 2015), and the presence of polycystic ovaries, the etiology of PCOS still remains obscure and there is urgent need to find out the frequency of occurrence as well as finding out possible early markers or salient physical features, if any, that would be of help in early diagnosis and treatment. In India, the study of PCOS in a systematic manner is rather scanty (Gill, 2012) and therefore needs immediate attention for more in-depth studies including critical survey for analysis of frequency and specific factors, if any, associated in development of this syndrome. Since PCOS is now found to be more common in women of reproductive age (De Frene, 2015) than was believed earlier, may be because of rapid change in life style and a fast life of the women in both developing and developed countries, the incidence of PCOS should no more be left unnoticed and neglected. PCOS has recently been implicated in impairing fertility as well as causing hormonal malfunctioning, which in turn may have influences on change in social behavior, and also affect some features which are more characteristically included as feminine ones.

Homeopathy is a method of holistic treatment based on totality of symptoms. Most of the drugs used in homeopathy are mostly derived as ethanolic extract from part of plants, animals or minerals and are used in extremely diluted and potentized forms and that too in micro doses; therefore these ultra-highly diluted remedies have no or negligible side-effects or any adverse toxic effect. Homeopathic medicines are easy to obtain, easy to take and much cheaper, but what it lacks is evidence based research to validate their efficacy in certain disease conditions. Therefore, from the results of the present study, it would be clearly evident that both the drugs in this study which are more frequently used in the classical treatment of PCOS, indeed showed remarkable efficacy not only by accomplishing complete removal of cysts, but also played a great role in bringing about relevant physiological changes that appeared due to their influence on hormonal secretion. Obviously, some of the features/symptoms that we took into consideration in our study result from improper functioning of some hormones, more particularly the reproductive hormones. Therefore, more in-depth studies are warranted on certain reproductive hormones, specially the androgenic ones in female patients with suspected PCOS, which makes the next part of our research. Critical analysis of results of the assays of certain relevant hormones will make the basis of our next communication.

Because of advancement of civilization and scientific progress, there is much less physical exercise in day to day

business or official work environment, change in food habit may be another single factor that possibly has contributed significantly towards development of PCOS. In a part of our earlier study (data unpublished) we noted that just by starting regular exercise under guidance of a trainer for six months caused considerable improvement in some features associated with PCOS, including the recovery of menstrual regulatory process in women. But quite a good percentage of women failed to recover only by exercise and that is where the role of these homeopathic remedies became obvious. Therefore, our present study should provide much greater confidence to both doctors and patients and can give benefit to a large number of women suffering from PCOS, only by taking these homeopathic remedies under the advice and supervision of qualified homeopathic practitioners; carrying out regular physical exercises can give additional benefits.

**ACKNOWLEDGEMENTS**

DD expresses his sincere thanks to Dr. Tarak Nath Ghosh, Principal, MBH Medical College and Hospital, Howrah, for his kind encouragements and cooperation. DD is also grateful to the West Bengal University of Health Sciences, Kolkata for approval of this work as a part of his Ph.D. program.

**CONFLICT OF INTEREST**

None of the authors has to declare any conflict of interest.

**REFERENCES**

Allen HC. Keynotes and characteristics with comparisons of some of the leading remedies of the materia medica with nosodes. 2<sup>nd</sup> ed. (Noida, India: B. Jain Publishers), 2002.

Asunción M, Calvo RM, San Millan JL, Sancho J, Avila S, Escobar-Morreale HF. A prospective study of the prevalence of the polycystic ovary syndrome in unselected Caucasian women from Spain. *J Clin Endocrinol Metab.* 2000;85:2434-2438.

Bates GW Jr, Propst AM. Polycystic ovarian syndrome management options. *Obstet Gynecol Clin North Am.* 2012;39:495-506.

Bhuvanashree N, Gupta S, Anitha, M, Venkatarao E. Polycystic ovarian syndrome: Prevalence and its correlates among adolescent girls. *Ann Trop Med Public Health.* 2013;6:632-636.

- Boericke W. Pocket manual of homeopathic materia medica & repertory. 9<sup>th</sup> ed. (Delhi, India: Motilal Banarsidass Publishers), 1993.
- Close S. The genius of homeopathy - Lectures and essays on homeopathic philosophy with word index. 2<sup>nd</sup> ed. (Noida, India: B. Jain Publishers), 2001.
- De Frène V, Verhofstadt L, Lammertyn J, Stuyver I, Buysse A, De Sutter P. Quality of Life and Body Mass Index in Overweight Adult Women with Polycystic Ovary Syndrome During a Lifestyle Modification Program. *J Obstet Gynecol Neonatal Nurs.* 2015;44:587-599.
- Diamanti-Kandarakis E, Kouli C, Tsianateli T, Bergiele A. Therapeutic effects of metformin on insulin resistance and hyperandrogenism in polycystic ovary syndrome. *Eur J Endocrinol.* 1998;138:269-274.
- Diamanti-Kandarakis E, Baillargeon JP, Iuorno MJ, Jakubowicz DJ, Nestler JE. A modern medical quandary: polycystic ovary syndrome, insulin resistance, and oral contraceptive pills. *J Clin Endocrinol Metab.* 2003;88:1927-1932.
- Farah L, Lazenby AJ, Boots LR, Azziz R. Prevalence of polycystic ovary syndrome in women seeking treatment from community electrologists. Alabama Professional Electrology Association Study Group. *J Reprod Med.* 1999;44:870-874.
- Farquhar C, Vandekerckhove P, Lilford R. Laparoscopic "drilling" by diathermy or laser for ovulation induction in anovulatory polycystic ovary syndrome. *Cochrane Database Syst Rev.* 2001;4:CD001122.
- Farquhar C, Vandekerckhove P, Lilford R, Marjoribanks J, Vandekerckhove P. Laparoscopic "drilling" by diathermy or laser for ovulation induction in anovulatory polycystic ovary syndrome. *Cochrane Database Syst Rev.* 2007;18:CD001122.
- Ganie MA, Marwaha RK, Aggarwal R, Singh S. High prevalence of polycystic ovary syndrome characteristics in girls with euthyroid chronic lymphocytic thyroiditis: a case-control study. *Eur J Endocrinol.* 2010;162:1117-1122.
- Gill H, Tiwari P, Dabadghao P. Prevalence of polycystic ovary syndrome in young women from North India: A Community-based study. *Indian J Endocrinol Metab.* 2012;16:S389-S392.
- Karn D, K C S, Timalina M, Gyawali P. Hormonal profile and efficacy of long pulse Nd-YAG laser in treatment of hirsutism. *J Nepal Health Res Counc.* 2014;12:59-62.
- Kent J T. Lectures on Homoeopathic Materia Medica together with Kent's 'New Remedies' in incorporated and arranged in alphabetical order. 2<sup>nd</sup> ed. (Noida, India: B. Jain Publishers), 1982.
- Khuda-Bukhsh AR. Towards understanding molecular mechanisms of action of homeopathic drug: An overview. *Mol Cell Biochem.* 2003;253:339-345.
- Knochenhauer ES, Key TJ, Kahsar-Miller M, Waggoner W, Boots LR, Azziz R. Prevalence of the polycystic ovary syndrome in unselected black and white women of the southeastern United States: a prospective study. *J Clin Endocrinol Metab.* 1998;83:3078-3782.
- Mandal SK, Biswas R, Bhattacharyya SS, Paul S, Dutta S, Pathak S, Khuda-Bukhsh AR. Lycopodine from *Lycopodium clavatum* extract inhibits proliferation on HeLa cells through induction of apoptosis via caspase-3 activation. *Eur J Pharmacol.* 2010;626:115-122.
- McGill DJ, Hutchison C, McKenzie E, McSherry E, Mackay IR. A randomised, split-face comparison of facial hair removal with the alexandrite laser and intense pulsed light system. *Lasers Surg Med.* 2007;39:767-772.
- Witchel SF, Oberfield S, Rosenfield RL, Codner E, Bonny A, Ibáñez L, Pena A, Horikawa R, Gomez-Lobo V, Joel D, Tfayli H, Arslanian S, Dabadghao P, Garcia Rudaz C, Lee PA. The Diagnosis of Polycystic Ovary Syndrome during Adolescence. *Horm Res Paediatr.* 2015. [Epub ahead of print].