

## Fringe Styling Research According to the Hair line

<sup>1</sup>Jin Hyun Park and <sup>2</sup>Hyerroon Jang

<sup>1</sup>Prof., School of Media and Literature, Semyung Univ., Korea

<sup>2</sup>Ph.D., JMP Bio., Korea  
rroon85@naver.com

### Abstract

Appearance management is evolving as a means of self-expression or as a way of expressing one's individuality. In particular, hairstyle is the most important part of a person's appearance and accounts for 70% of the appearance. Improving people's appearance by changing their hairstyle gives them confidence. Among them, the fringe hair style plays an important role in determining the first impression and reflects the trend. Fringe is shorter and simpler than general hair treatment, but even these small treatments have the effect of changing the impression, so women are trying to transform into a fringe hair style. A previous study was conducted on four lines classified: round, heart, square, and triangular. In this study, we added them to define 5 hairlines and created them by combining each hairline. that have been produced 5 fringe hair styles that suit the shape of the face. It is expected that the results of this study will be used as educational materials for hair line and fringe hair styles in the field, contributing to the beauty industry.

**Keywords:** Hair Style, Fringe Hair style, Hair line, Trend Expression

### 1. INTRODUCTION

With the recent increase in economic power and increased interest in the appearance of modern people[1], appearance management is developing as a means of self-expression or a method of expressing individual personality[2]. Humans meet various people in the environment of social life, and each person they meet forms an impression[3]. In addition, it pursues an active and valuable life and pursues external beauty by improving social and quality of life. One's external image can be expressed through various physical factors that one has, of which the face best expresses the characteristics of one's appearance, and the face impression serves as an important clue to determining a person's overall impression in interpersonal relationships[4].

Hair style is the most important part of a person's appearance, and improvement of appearance leads to the ideal physical purpose of his or her pursuit, relieves stress, and psychological stability increases physical satisfaction and confidence in social life. Accordingly, the rise in interest and aesthetic desire for hair style can be seen as a natural trend of the times[5]. Therefore, it can be seen that modern people try to express an image that suits them through their hair styles, and that hair styles are considered a big clue in perceiving images and play a very important role in women's physical attraction. Hair styles vary depending on individual characteristics, and the most important faces play a big role in forming impressions of each other, and fringe hair styles that consider facial shapes can compensate for shortcomings and enhance the image by

---

Manuscript received: October 25, 2022 / revised: November 1, 2022 / accepted: November 30, 2022

Corresponding Author: [rroon85@naver.com](mailto:rroon85@naver.com)

Tel: \*\*\*-\*\*\*\*-\*\*\*\*

Senior Researcher, h.D., JMP Bio, Korea

Copyright©2022 by The International Promotion Agency of Culture Technology. This is an Open Access article distributed under the terms of the Creative Commons Attribution Non-Commercial License (<http://creativecommons.org/licenses/by-nc/4.0>)

highlighting their strengths. Accordingly, fringe hair styles can have a lot of influence on self-expression and impression formation[6]. A factor that many systems that recognize facial shapes are paying attention to these days is the hair line. The hair line is a hair line that grows hair and forms the boundary between the forehead and the hair, and it affects people's image so much that there is a fixed hair line shape that represents the personality of a specific person[7].

There are a few papers on hair line shapes in Korea, such as semi-permanent makeup procedures [8], makeup case study on forehead hair line in historical dramas,[9] and web-based face 3D modeling study[10] and most of them have been suggested as hair stylists' senses and experiences. Therefore, the purpose of this study is to classify representative hair line types based on existing papers, develop and apply a combination of fringe styles, and provide academic data necessary to design and suggest fringe hair styles suitable for customers.

## **2. RESEARCH BACKGROUND**

Depending on the hair style, the face image appears to change significantly, and the proportion of the hair style in appearance is more than 70%, which is very important. Factors that change hair style include cutting, perm, color, and hair styling, which can compensate for the shortcomings of the face shape and maximize its advantages. In addition, hair style is a means of expressing individuality[11], and among them, fringe hair style plays an important role in determining the first impression and also reflects the trend. Therefore, research on various techniques is needed so that fringe hair styles can be directed in various styles[12].

### **2.1 Fringe Hair Style**

Fringe refers to the shape of a hair cut in a straight line to the extent that it reaches the eyebrows. However, a fringe actually refers to the hair at the front of the top of the head, and the shape and shape of the head, or the hair, located at the front of the top point and the front of the top of the head on both front sides of the head[13]. Today, the presence or absence of fringe hair and the style of the face shape compensate for the flaws in the face shape, and various directions and rapid changes have been made depending on the social and cultural background and beauty standards of the time[14]. Fringe style is a part of art that directly affects individual personality and the first impression satisfies beauty and is an important factor in expressing psychological characteristics[15]. In a previous study on the image of bangs the hair style that fits his facial shape is a good way to express an impression[16] and the fringe has a shorter and simpler procedure than ordinary hair procedures, but it has the effect of changing the impression due to these small procedures. For this reason, women are trying to change their fringe hair style for a change.

The previous studies on fringe hair styles in [17] analyzed fringe types by all-back, bang, natural, and wave, and [18] classified fringe hair styles by five factors: bang type, S type, Diagonal type, C-curl type, and Straight back type as shown in Table 1.






### **2.2 Hair Line**

It refers to the end line where hair begins to appear, the boundary with the skin[19] and the hair line, which is a part of the head, is the line of the part where hair begins to appear biologically. In a previous study on [20] the hair line classified was defined as the hair line that grows and the boundary between the forehead and the forehead, and the flat forehead type was added to four types: As shown in Figure 2(a) Round line, in Figure 2(b) Heart line, in Figure 2(c) Angular line, in Figure 2(d) Triangular line and in Figure 2(e) Flat line to Table 2.

**Table 1. Types of Fringe hair styles[18]**

Type	suitable face shape	Characteristics
Bang style	Oval, Rectangular, Triangular, Inverted triangle, Diamond	It has the effect of making your face look short by putting your hair down It has features that make you look younger
S style	Oval, Round, Inverse Triangle	Make your face look longer by giving volume to your bangs It covers one forehead and makes the wide forehead or face look oval
Diagonal line style	Oval, Square, Inverted triangle, Rectangular	It doesn't give volume to the front, so your face looks short It covers one side of the forehead, making the forehead look narrow It gently covers the angular forehead to make it look feminine
C-curl style	Oval, Square, Inverted triangle	Create volume on the front to make the face look longer It covers one forehead with a soft C-curl, making the face look soft and narrow
Straight back style	Oval, Circular, Inverted triangle	Volume is applied to the front to make your face look longer Volume using curves has the effect of correcting the face shape close to the oval shape

**Table 2. Types of hair line**

Type	Form	Characteristics
Figure 2(a) Round line		A low hair line type from the center of the forehead to both ends, in which a section of a deep triangle can be helpful
Figure 2(b) Heart line		The hair flow on the forehead is a type with raised or one-sided hair, and in this case, the hair follicles should be especially careful when cutting bangs
Figure 2(c) Angular line		A thin triangular section may help with the hair line up from the center of the forehead to both ends
Figure 2(d) Triangular line		Both foreheads of the frontal part slowly retreat to the triangular line, and there are many cases where there is no hair at all or only a small amount of hair remains In this case, a section of a wide triangle may help
Figure 2(e) Flat line		When you look at the side, the forehead is not convex or is turned off, so it gives volume to the forehead with the bangs

### 3. EXPERIMENTS AND RESULTS

#### 3.1 Research Method

This study focused on recent data such as degree papers and academic journals to compensate for the shortcomings of fringe hair styles and hair lines, and researchers produced fringe hair styles that are most suitable for each hair line to organize theoretical concepts based on previous research papers and related data.

## **3.2 Work Production Process**

Based on previous studies, the hair line type was classified into five types: Round line, Heart line, Angular line, Triangular line, and Flat line, [21] and based on [22] the most suitable fringe hair style was classified into five categories: Choppy ang, Heart Bang, Feather Bang, Blunt Bang, and See-through Bang[22].

### **3.2.1 Choppy Bang Fringe Hair Style works for Round Hair Line**

At the front point, divide the area into wide triangles and cut the bangs into rounds. Divide 4 sections in the direction of the parent shown in the diagram. Divide the zigzag section at 1/2 point of the triangular section and make it symmetrical. Through short bang styling enough to show the eyebrows, the shape of the eyebrow bones and eyebrows can be changed. It can produce a young-looking effect and has a small face and a round or high forehead. Textured bangs are the point. The production of the Choppy Bang Fringe hair style work is shown in Table 3.

### **3.2.2 Heart Bang Fringe Hair Style that fits the Heart Hair Line**

Divide the area into a round triangle at the front point and cut the hair diagonally longer. Divide 3 sections in the direction of the parent shown in the diagram. Cut each section so that the angle of division and the cut angle are parallel. Each section becomes a disconnection, and disconnects the 1/2 point layer of the triangle. Since it is a style with a sense of direction, it is suitable for hair with a part or kiln in the front. The production of Heart Bang Fringe hair style works is shown in Table 4.

### **3.2.3 Feather Bang Fringe Hair Style works for Angular Hair Line**

Divide the area into a round triangle at the front point and cut diagonally. Divide into diagonal sections in the direction of the flow. One side is more curved and long, so you can give one side as a point like a feather. It is suitable for hair with a part in the front and has a point on the front, so it can cover the wide and angular forehead. The production of the Feather Bang Fringe hair style work is shown in Table 5.

### **3.2.4 Blunt Bang Fringe Hair Style for Triangular Hair Line**

At the front point, divide the area into a round triangle and cut the cut line to the eyebrow height. Divide into sections based on the wide base section. It is good to create a chic look with a heavy and hard style. It is a style that changes the feeling by length and draws a lot of attention to the eyes. The production of Blunt Bang Fringe hair style works is shown in Table 6.

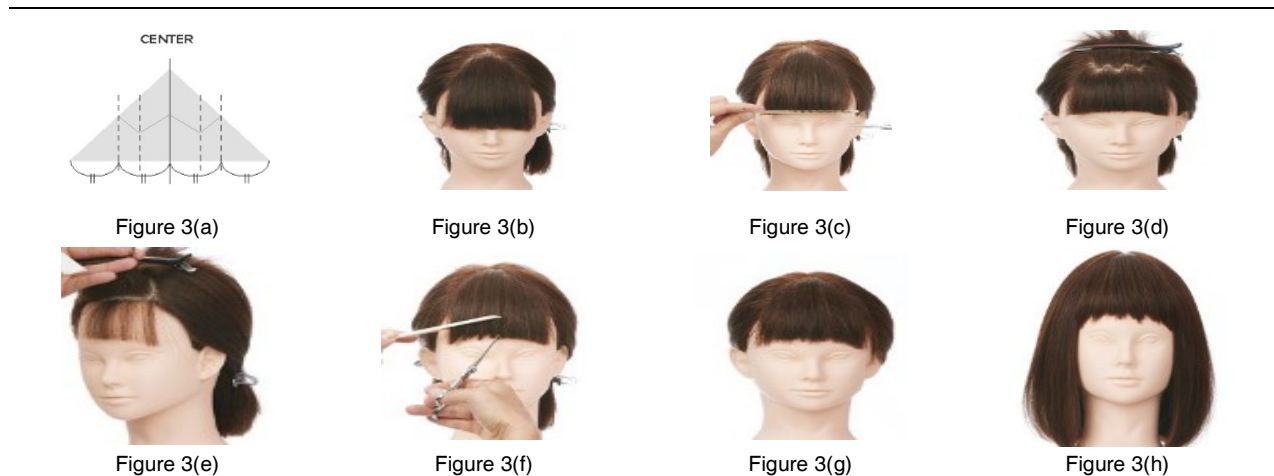
### **3.2.5 A See-through Bang Fringe Hair Style that goes well with a Flat Hair Line**

The See-through Bang Fringe style is a style that shows the forehead without covering the eyebrows based on the eyebrow line along the side part obliquely. The area is divided into a round triangle at the front point, and the cut angle is made with a freehand technique using a point cut or a blunt cut. Outline is a technique using layer or disconnection, with a silhouette emphasized cut. Disconnection can adjust the volume and be suitable for customers who dislike heavy bangs. The production of See-through Bang Fringe hair style works is shown in Table 7.

### 3.3 Result of the Production

As shown in Figure 3(a) draw a diagram before starting the cut. Figure 3(b) through Figure 3(g) are pictures showing the cutting process. Figure 3(b) is Divide the front zone. Figure 3(c) Cut the under, middle, and top sections up to the eyebrows with a round shape. Figure 3(d) Divide the zigzag section at 1/2 point of the triangular section. Figure 3(e) Keep the outline down and lift it to 90 degrees to cut. Figure 3(f) After fixing the hair with a comb, it is textured with pointing and designed as a free hand. Figure 3(g) Completion and Figure 3(h) is a styling image of the completed Chippy bang.

**Table 3. Chippy bang cutting and completion**



As shown in Figure 4(a) draw a diagram before starting the cut. Figure 4(b) Divide the front zone. Figure 4(c) Create three triangles with respect to the center and then cut parallel to the section of the first triangle. Figure 4(d) Cut the second triangle into a diagonally parallel to the section. Figure 4(e) The third triangle also uses the same technique and cuts the other side equally. Figure 4(f) It is disconnected in layers from 1/2 the size of the entire triangle to create a texture. Figure 4(g) Completion are pictures showing the cutting process and Figure 4(h) is a styling image of the completed Heart bang.

**Table 4. Heart bang cutting and completion**




As shown in Figure 5(a) draw a diagram before starting the cut. Figure 5(b) Divide the front zone. Figure 5(c) With the center part, drag the head on the left to the right and cut it parallel to the section. Figure 5(d) Cut the right side with the same technique. Figure 5(e) Divide the zigzag section at 1/2 point of the triangle and cut it into layers so that the vertex can be cut. Figure 5(f) After the texture treatment with a free hand, the top part is subjected to graduation tapering. Figure 5(g) Completion are pictures showing the cutting process and Figure 5(h) is a styling image of the completed Feather bang.

**Table 5. Feather bang cutting and completion**




As shown in Figure 6(a) draw a diagram before starting the cut. Figure 6(b) Divide the front zone. Figure 6(c) The under section is a square shape and sets the length of the guide from the center. Figure 6(d)The middle section is also conducted with the same technique. At this time, move the body position and cut it. Figure 6(e) Brush the top section in the direction of the morrow and cut it into squares. Figure 6(f) Balance the side with an ellipse about one finger thick. Figure 6(g) Completion are pictures showing the cutting process and Figure 6(h) is a styling image of the completed Blunt bang.

**Table 6. Blunt bang cutting and completion**



As shown in Figure 7(a) draw a diagram before starting the cut. Figure 7(b) Divide the front zone. Figure 7(c) Set the length first with a section smaller than the basic bangs. Figure 7(d) Cut the length of hair into layers. Figure 7(e) After cutting the base, make the texture with pointing. Figure 7(f) Connect the side hair with slicing. Figure 7(g) Completion are pictures showing the cutting process and Figure 7(h) is a styling image of the completed See-through bang.

**Table 7. See-through bang cutting and completion**



### 3.4 Conclusion of the Completion

The following research results can be presented. As a result of the study that most of the preferred fringe hair styles[23] are to secure defects in their faces, fringe hair styles and hair lines can have a great influence on image and impression formation. That is, various changes in a new image are possible due to changes in a fringe hair style and a hair line, and a desired image may be produced. In addition study on the preference of bangs showed that fringe hair style had the greatest influence on image change, and for the preference of bangs, bangs were the length above eyebrows, parted right, straight line, cut line was the round, natural curl, and color was the most preferred[24]. Therefore, in this study, we directed the best match through a combination of hairline and fringe style using a black wig by referring to previous studies.

## 4. CONCLUSION

There may be various elements for forming a person's image, such as clothing, body shape, and hair color. Among them, one of the easiest and most reliable image changes is the change due to the bangs. When the results of previous studies are collected, the fringe can give a normal, pure, classical, and passive feeling. In addition, the impression formation due to the bangs, feminine and attractive images can be recognized by others, and the likability can be increased. In this way, it can be seen that the fringe has an effect on image change, impression formation, and the likability of the other person. Therefore, it will be possible to form a morphological image and a psychological image due to the fringe. The purpose of this study is to organize the images of bangs and hair lines so far and to present a more empirical model.

The limitations of this study are the failure to incorporate fringe hair styles into actual models, and it is believed that various studies on various hair lines and fringe designs are needed. Through this study, it is hoped that it will be used as educational data in the field and contribute to the beauty industry.

## ACKNOWLEDGEMENT

This study was conducted with the support of Semyung University's research grant.

## REFERENCES

- [1] S.W. Lee, Y.H. Jang, and E.Y. Jeong, "Web-based 3D Face Modeling System for Hairline Modification Surgery," *The Journal of the Korea Contents Association. International Journal of Contents*, Vol. 11, No. 11, p.92, November 2011. <https://www.dbpia.co.kr/journal/articleDetail?nodeId=NODE01738630> ISSN1598-4877
- [2] 2508-6723Kang, H.J., *A Study on the Utilization Realities and Satisfaction with Scalp and Hair Care Center*. Ph.M. Thesis. University of Sook myung Women's, Major in Cosmetic and Beauty, Korea., 2010. <https://dcollection.sookmyung.ac.kr/jsp/common/DcLoOrgPer.jsp?sItemId=00000050993> Accession Number edsker.000002864673
- [3] Kim, Y.O., *The Effect of Uniform and Hair-style of High School Girl on Impression Formation*. Ph.M. Thesis. University of International University of Korea, Department of Beauty Design, Korea., 2012. <http://www.riss.kr/link?id=T12755002>
- [4] Kim, H.Y., *A Study on Morphological Characteristics of the Hair Styles depending on Facial Types*. Ph.M. Thesis. University of Hansung, Department of Hair Design, Korea., 2006. <http://www.riss.kr/link?id=T10883014>
- [5] Lee, S.W., *Study on Relationship between Well-being Lifestyle and Benefit to Pursue Sportswear*. Ph.M. Thesis. University of Sook myung Women's, Department of Clothing and Textiles, Korea., 2007. <https://dcollection.sookmyung.ac.kr/jsp/common/DcLoOrgPer.jsp?sItemId=00000010727> Accession Number edsker.000001515393
- [6] Bae, H. S., *A Study on Preference for Hairstyles according to Men's Face Shapes*. Ph.M. Thesis. University of Hannam, Department of Cosmetic Beauty, Korea., 2007. <http://www.riss.kr/link?id=T10974586>
- [7] J.Y. Lee, and H.K. Lim, "A Case Study on Hairline Makeup in Historical TV Dramas as a Method of Expressing Character's Personality," *The Korea Society of Fashion Design, The Korea Society of Fashion Design*, Vol. 12, No. 2, p. 102, June 2012. <http://www.earticle.net/Article.aspx?sn=177592> Accession Number edsers.177592 Original Identifier DDC: 746.92
- [8] T.Y. Lee., *Perception of the Risks of and Satisfaction with Semi-permanent Makeup and Utilization of Hairline Correction Treatments*. Ph.M. Thesis. University of Hannam, Department of Cosmetic Beauty, Korea., 2020. <http://hannam.dcollection.net/common/orgView/200000280414> Accession Number edsker.000004773601
- [9] J.Y. Lee, and H.K. Lim, (2012). Preceding book.
- [10] S.W. Lee, Y.H. Jang, and E.Y. Jeong, (2011). Preceding book.
- [11] H.S. Ko, and J.W. Ryu, "The Effect of Female's Front Hair Style and Subject's Traits on the Impression Formation and Likeness," *Journal of Korean Beauty Society, Korean Beauty Society*, Vol. 16, No. 4, p.1041, December 2010. <http://kiss.kstudy.com/thesis/thesis-view.asp?key=2903858> ISSN1229-4349 Accession Number edskis.2903858
- [12] J.S. Choi, and M. H. Chang, "A Fringe Hairstyle Based on Blow-Dry Technique Found in Mid-Aged Actresses in 2016 TV Dramas," *Journal of the Korean Society of Design Culture, The Korean Society of Design Culture*, Vol. 23, No. 3, p.745, September 2017. <https://www.dbpia.co.kr/journal/articleDetail?nodeId=NODE07247613> ISSN1598-6497 Accession Number edspia. NODE07247613



- [13] D.M. Kim., *A study on Hair Style image of Bang and Parting on Hair Length*. Ph.M. Thesis. University of Seoul Venture, Department of Convergence Industry, Korea., 2016. <http://www.riss.kr/link?id=T14001916>
- [14] M.H. Kim, "Report about the change of Korean women's fringe," *Beauty and Art, The Korean Society of Beauty and Art*, Vol. 5, No. 2, p.74, December 2004. <https://scholar-kyobobook-co-kr-ssl.openlink.ssu.ac.kr:8443/article/detail/4010021948742> ISSN 12296775 Accession Number edskyo.4010021948742
- [15] Y.J. Kim, D.G. Kim, S.Y Lim, and K.S. Lee, "Types of Forehead Fringe styles and Preferences by Head Shape," *The Korea Beauty Art Management Association, The Korea Beauty Art Management Association*, Vol. 7, No. 1, p.104, June 2013. <http://www.earticle.net/Article.aspx?sn=200186> Original Identifier DDC: 646 ISSN2508-2191 Accession Number edsers.200186
- [16] G.J. La., *The rate of concern about impression building costume and hair style*. Ph.M. Thesis. University Department Chosun, Department of home economics, Korea., 1989. <http://www.riss.kr/link?id=T719160>
- [17] G.E. Lee, J.Y. Do, "Research on Actresses' Hair Styles at Korean Film Festivals," *Journal of the Korea Society of Beauty and Art, The Korea Society of Beauty and Art*, Vol. 12, No. 4, pp.19-37. December 2011. <https://scholar-kyobobook-co-kr-ssl.openlink.ssu.ac.kr:8443/article/detail/4010023357443> ISSN 12296775 Accession Number edskyo.4010023357443
- [18] K.J. Yeu, J.Y. Do, "Facial Shapes that Are Most Flattered by Front Up-style Hair styles in Beauty Salons," *Review of Korea Entertainment Industrial Association, The Korea Entertainment Industrial Association*, Vol. 7, No. 3, pp.41-51. September 2013. <https://www.dbpia.co.kr/journal/articleDetail?nodeId=NODE02252725> ISSN1976-6211 2384-017X Accession Number edspia. NODE02252725
- [19] Naver Korean Dictionary. <https://ko.dict.naver.com>. Search date. 2022.09.20. '헤어라인: 네이버 국어사전 (naver.com)
- [20] E.Y. Jeong, "A Study on Image Perception according to the Difference between Face Shape and Hairline," *Culture and Convergence, The Korean Society of Culture and Convergence*, Vol. 42, No. 5, p.683. May 2020. <https://scholar-kyobobook-co-kr-ssl.openlink.ssu.ac.kr:8443/article/detail/4010027765279> ISSN 29509742 Accession Number edskyo.4010027765279
- [21] E. Y. Jeong, (2020). Above book.
- [22] D.G. Kim., *A Study of the Recognition of the Importance of Women's' Hairstyle with Bangs and Image Preference*. Ph.M. Thesis. University of Seokyeong, Department of Beauty Arts, Korea., 2014. <http://www.riss.kr/link?id=T13501667>
- [23] D.M. Kim, J.S. Kim, and C.S. Youn, "A study on images of bangs and parting style," *Journal of Beauty Industry, The Korea Society of Beauty Industry*. Vol. 9, No. 1, p.45. June 2015. <https://scholar-kyobobook-co-kr-ssl.openlink.ssu.ac.kr:8443/article/detail/4010025128290> ISSN19753020 Accession Number edskyo.4010025128290
- [24] P.M. Kang(2015). "A study of Preference for Fringe Hairstyle," *Journal of the Korea Society of Beauty and Art, The Korea Society of Beauty and Art*, Vol. 16, No.1, pp.181-193. march 2015. <https://scholar-kyobobook-co-kr-ssl.openlink.ssu.ac.kr:8443/article/detail/4010024529544> ISSN12296775 Accession Number edskyo.4010024529544