

## Review



**Received:** Sep 18, 2023  
**Revised:** Feb 19, 2024  
**Accepted:** Mar 8, 2024  
**Published online:** Mar 22, 2024




### **Corresponding Author:**

#### **Mi Kyung Kim**

Department of Preventive Medicine, College of Medicine, Hanyang University, Medical School Building A-Room 517-2, 222 Wangsimni-ro, Seongdong-gu, Seoul 04763, Korea.  
Tel. +82-2-2220-0667  
Fax. +82-2-2293-0660  
Email. kmkkim@hanyang.ac.kr

©2024 The Korean Nutrition Society and the Korean Society of Community Nutrition  
This is an Open Access article distributed under the terms of the Creative Commons Attribution Non-Commercial License (<https://creativecommons.org/licenses/by-nc/4.0/>) which permits unrestricted non-commercial use, distribution, and reproduction in any medium, provided the original work is properly cited.

### **ORCID iDs**

Jee Yeon Hong   
<https://orcid.org/0000-0003-1159-4855>  
Mi Kyung Kim   
<https://orcid.org/0000-0001-8503-2631>  
Narae Yang   
<https://orcid.org/0000-0002-6592-4584>

### **Conflict of Interest**

The authors declare no potential conflicts of interests.

### **Author Contributions**

Conceptualization: Hong JY, Yang NR, Kim MK; Data curation: Hong JY, Yang NR; Formal

# Mushroom consumption and cardiometabolic health outcomes in the general population: a systematic review

Jee Yeon Hong <sup>1,2</sup>, Mi Kyung Kim <sup>1,2§</sup>, and Narae Yang <sup>1,2</sup>

<sup>1</sup>Department of Preventive Medicine, College of Medicine, Hanyang University, Seoul 04763, Korea

<sup>2</sup>Institute for Health and Society, Hanyang University, Seoul 04763, Korea

## ABSTRACT

**BACKGROUND/OBJECTIVES:** Mushroom consumption, rich in diverse nutrients and bioactive compounds, is suggested as a potential significant contributor to preventing cardiometabolic diseases (CMDs). This systematic review aimed to explore the association between mushrooms and cardiometabolic health outcomes, utilizing data from prospective cohort studies and clinical trials focusing on the general population, with mushrooms themselves as a major exposure.

**SUBJECTS/METHODS:** All original articles, published in English until July 2023, were identified through searches on PubMed, Ovid-Embase, and google scholar. Of 1,328 studies, we finally selected 5 prospective cohort studies and 4 clinical trials.

**RESULTS:** Existing research is limited, typically consisting of 1 to 2 studies for each CMD and cardiometabolic condition. Examination of articles revealed suggestive associations in some cardiometabolic conditions including blood glucose (both fasting and postprandial), high-density lipoprotein cholesterol related indices, high-sensitivity C-reactive protein, and obesity indices (body weight, body mass index, and waist circumference). However, mushroom consumption showed no association with the mortality and morbidity of cardiovascular diseases, stroke, and type 2 diabetes, although there was a potentially beneficial connection with all cause-mortality, hyperuricemia, and metabolic syndrome.

**CONCLUSION:** Due to the scarcity of available studies, drawing definitive conclusions is premature. Further comprehensive investigations are needed to clarify the precise nature and extent of this relationship before making conclusive recommendations for the general population.

**Keywords:** Systematic review; agaricales; cardiometabolic risk

## INTRODUCTION

Cardiometabolic health outcomes encompass the overall state of health and well-being related to the cardiovascular system and metabolic processes in the body. They range from conditions such as blood pressure (BP), blood lipids (cholesterol and triglycerides [TG]), and blood glucose to cardiometabolic diseases (CMDs) like metabolic syndrome (MetS), type 2 diabetes (T2D), and more severe diseases including cardiovascular disease (CVD) and stroke

analysis: Hong JY; Methodology: Hong JY;  
Resources: Hong JY, Yang NR; Visualization:  
Hong JY; Writing - original draft: Hong JY,  
Yang NR; Writing - review & editing: Hong JY,  
Kim MK.

[1]. And CMDs have long been recognized as primarily attributed to an unhealthy lifestyle characterized by smoking, physical inactivity, and unhealthy diet [2]. Health-promoting lifestyle behaviours play a crucial role in both prevention and control of CMDs. Thus, lifestyle modification may be the most effective way to reduce the burden of CMDs [3].

A healthy diet, incorporating fruits, vegetables, and low-fat foods, has been extensively studied on the association with risk of CMDs [4]. Nevertheless, further evidence to discover novel dietary factors for the prevention of CMDs are still needed. Among dietary factors, mushrooms have been utilized as a medicinal product over 2 millennia, with evidence suggesting their potentials to exert favorable effects on health conditions, including oxidative stress [4], inflammation [5], immunity [6], and atherogenic lipid profile [7]. The potentials of mushrooms have highlighted the presence of various nutrients and bioactive compounds. Edible mushrooms are notably rich sources of vitamins such as thiamine, riboflavin, vitamin B12, biotin, folate, vitamin C, and vitamin D, as well as essential minerals encompassing iron (Fe), magnesium (Mg), phosphorus (P), potassium (K), zinc (Zn), and selenium (Se) [8,9]. Furthermore, their bioactive components such as beta-glucan, ergosterol, ergothioneine, and polysaccharides may contribute to the potential health benefit of mushrooms [9-11].

Although there is limited evidence from epidemiological studies examining the relationship between dietary mushroom consumption and cardiometabolic health outcomes, 2 systematic reviews were identified [12,13]: The first one was on the CMDs such as coronary heart disease (CHD), stroke, T2D, and hypertension (HTN) but encompassed only seven articles, [12]; The second one investigated a wide range of cardiometabolic health outcomes [13] such as BPs, blood lipids (total cholesterol [TC], high-density lipoprotein cholesterol [HDL-C], low-density lipoprotein cholesterol (LDL-C), and TG, etc.), and fasting blood glucose (FBG). However, these systematic reviews were some limitations to conclude mushrooms and CMDs, particularly for the general population [13]: 1) both systematic reviews included studies among only patients with a specific disease, such as CHD and T2D [12,13]; 2) the second systematic review included dietary pattern with a high factor loading value for mushroom consumption [13]; and 3) additionally, some effect sizes were extracted from studies that did not focus on mushrooms as the main exposure, without considering potential confounders [13].

Therefore, this systematic review aimed to explore the link between mushrooms and cardiometabolic health outcomes by analysing data from prospective cohort studies and clinical trials that targeted the general population, with a primary focus on mushrooms as a major exposure rather than a component of dietary pattern.

## SUBJECTS AND METHODS

### Data search sources and strategy

This systematic review followed the Preferred Reporting Items for Systematic Review and Meta-Analyses (PRISMA) guidelines provided by The PRISMA Group [14]. Relevant original articles published until July 2023 were screened by a comprehensive search strategy, using PubMed (<https://www.ncbi.nlm.nih.gov/pubmed/>) and Ovid-Embase (<http://ovidsp.tx.ovid.com>). Grey literature recently published was identified through Google Scholar. The specific searching index terms were shown in **Supplementary Tables 1 and 2**. The search filters provided by Cochrane handbook were used as a term for study design.

### Inclusion and exclusion criteria

We included cohort, randomized controlled trial (RCT), and clinical studies of mushroom intake and cardiometabolic health outcomes in the populations who are  $\geq 18$  years old. Exclusion criteria were as follows: studies among participants who were pregnant woman or composed of only patients with a specific disease such as T2D, dyslipidemia, HTN, chronic obstructive pulmonary disease, or ulcerative colitis and Crohn's disease; studies analyzing with specific diet or pattern, not with mushroom itself; studies intervening with extracted components of mushroom; studies not reporting predefined outcome; case series or case report, pilot studies, or animal studies. All selected literatures were original, full-length, and published in English.

### Data extraction and study quality

We extracted the following data from each study: title; authors; country; year of publication; study design; population; follow up or duration years; basic information of the subjects (race, sample sizes, age range, sex distribution, description, and dietary assessment); intervention (exposed) and control (comparison) regimes (number of participants, sex distribution, age range, intake form of mushroom, intake amount); outcome results.

To evaluate various study designs with one tool, the Joanna Briggs Institute (JBI) critical appraisal was used (<https://jbi.global/critical-appraisal-tools>). A critical assessment (the trustworthiness: yes/no/unclear) was undertaken individually by two investigators with the given manual. Any disagreement was resolved by consensus with a third investigator. Article that received a 'Yes' score of less than 70% was excluded from the overall evaluation due to low quality.

Two independent reviewers also conducted the screening process, first by reviewing the titles and abstracts, and then by reviewing the full-text articles (**Fig. 1**). If they could not reach a consensus about the eligibility of an article, it was resolved by a third investigator together.

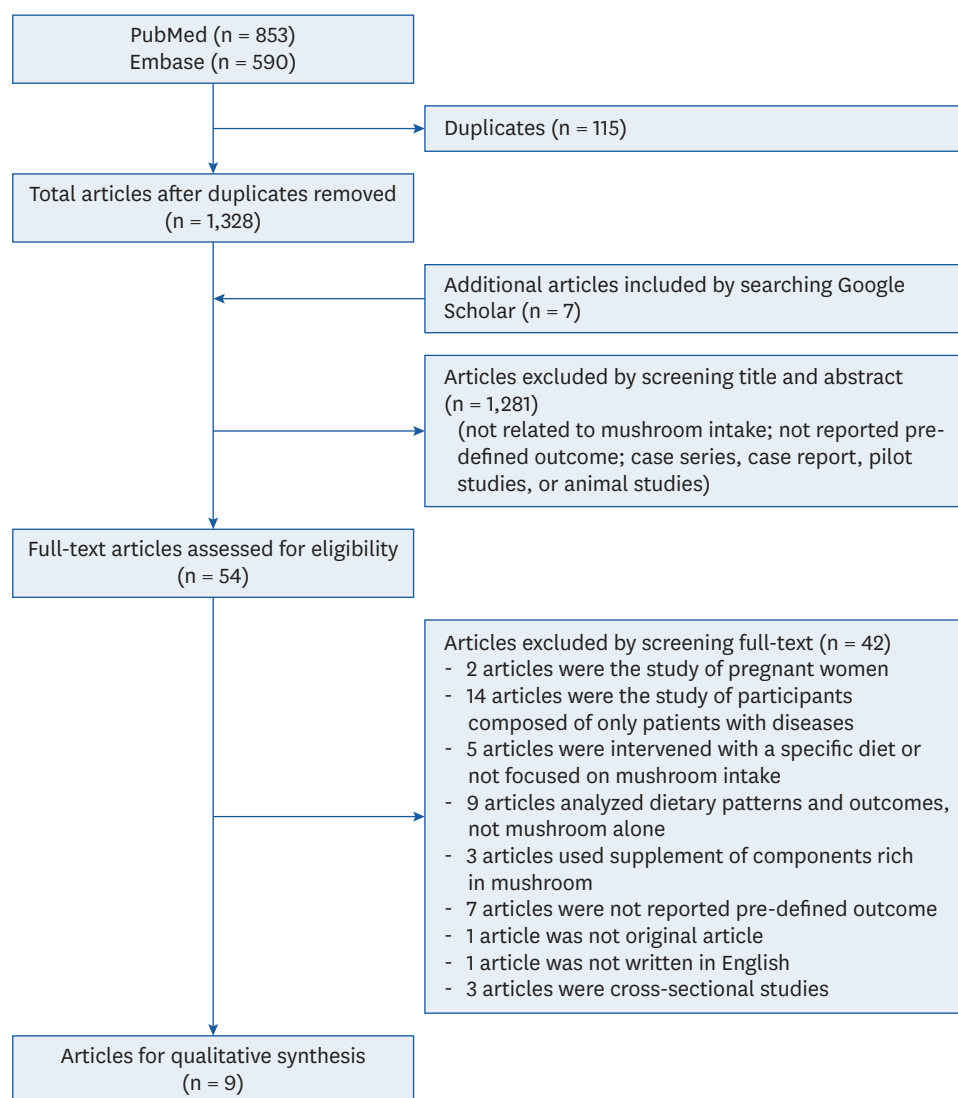
### Data synthesis

The results could not be quantitatively synthesized (i.e., meta-analyzed) due to the small number of articles. Instead of conducting a meta-analysis, we synthesized the results qualitatively and summarized the characteristics of the included studies (e.g., study population, design, intervention, results, and conclusion). The hazard ratios (HRs) and odds ratios (ORs) were extracted as outcome results of observational studies and the changes (%) and differences in cardiometabolic health outcomes during the intervention were presented for the experimental studies.

## RESULTS

### Literature search results

A total of 1,328 articles (853 from PubMed and 590 from Embase with 115 duplicate records) that met the inclusion criteria were initially identified. Additional 7 articles were identified through hand-searching in google scholar (**Fig. 1**). After screening the titles and abstracts, 54 articles remained for full text evaluation and by reviewing full articles for the eligibility, a total 9 articles [15-23] were included in the systematic review (**Tables 1 and 2**).



**Fig. 1.** Flow chart of article selection for the association between mushroom intake and cardiometabolic health outcomes.

### General characteristics of selected articles

There were 5 prospective cohort studies [18-22] (**Table 1**) and 4 experimental studies (3 clinical trials [16,17,23] and 1 RCT [15]) (**Table 2**). Countries of prospective cohort studies included the United States of America (USA), China, Japan, and Iran. Studies involved at least almost 800 participants, ranging from 799 to 67,139. The mean or median follow-up period of the prospective cohort studies varied 24.6 months to 26 years.

As for experimental studies, there were two studies in the USA, one Japanese study, and one Sri Lanka study. The sample sizes ranged from 17 to 73 with healthy participants. The length of intervention ranged from two weeks to one year, and there was variation in the types of edible mushrooms administered across studies. In terms of the form of mushroom, three studies provided dried mushroom [16,17,23] and only one study provided fresh form [15].

**Table 1.** Characteristics of observational studies included in the systematic review of mushroom consumption and cardiometabolic health outcomes

Author, year	Country	Study design	Population	Race <sup>1)</sup>	Total sample size	Female (%)	Duration or follow-up <sup>2)</sup>	Age (yrs) <sup>2)</sup>	Outcome(s)
Ba <i>et al.</i> , 2021 [22]	USA	Prospective cohort	National Health and Nutrition Examination Survey III	Two or more races	15,546	54.7	19.5 ± 7.4 years follow-up	44.3 ± 0.5	All-cause mortality, CVD mortality, cancer mortality, Alzheimer mortality, T2D mortality, other cause of mortality
Lee <i>et al.</i> , 2019 [19]	USA	Prospective cohort 1	Nurses' Health Study (1986–2012)	Two or more races	67,139	100.0	26 years follow-up	53.2 ± 9.2	Total CVD incidence, CHD incidence, stroke incidence, T2D incidence, LDL-C (mg/dL), HDL-C (mg/dL), TC (mg/dL), TG (mg/dL), C-peptide (ng/mL), CRP (mg/L), IL-6 (pg/mL), TNFαR2 (ng/mL), adiponectin (µg/mL)
		Prospective cohort 2	Health Professionals Follow-up Study (1986–2012)	Two or more races	43,541	0 (Male 100%)		52.3 ± 6.9	
Zhang <i>et al.</i> , 2021 [21]	China	Prospective cohort	Tianjin Chronic Low-grade Systemic Inflammation and Health	Asian	19,830	50.0	4.2 (1.0–6.0) years follow-up <sup>3)</sup>	39.4 (32.0–49.0) <sup>4)</sup>	Hyperuricemia incidence
Otsuka <i>et al.</i> , 2020 [20]	Japan	Prospective cohort	National Institute for Longevity Sciences–Longitudinal Study of Aging	Asian	799	51.7	15.7 ± 4.7 years follow-up	60–79	All-cause mortality, CVD mortality, cancer mortality, cerebrovascular mortality
Cheraghi <i>et al.</i> , 2016 [18]	Iran	Prospective cohort	Tehran Lipid and Glucose Study	White	3,616	62.0	24.6 months	≥ 20	Metabolic syndrome incidence

BMI, body mass index; C-peptide, connecting peptide; CHD, coronary heart disease; CRP, C-reactive protein; CVD, cardiovascular disease; DBP, diastolic blood pressure; FBG, fasting blood glucose; HDL-C, high-density lipoprotein cholesterol; IL-6, interleukin-6; LDL-C, low-density lipoprotein cholesterol; NA, not available; NAFLD, non-alcoholic fatty liver disease; NR, not reported or not evaluated; SBP, systolic blood pressure; T2D, type 2 diabetes mellitus; TC, total cholesterol; TG, triglyceride; TNFαR2, tumor necrosis factor-α receptor type 2; WC, waist circumference.

<sup>1)</sup>Among 6 categories (White, Black or African American, American Indian or Alaska Native, Asian, Native Hawaiian and Other Pacific Islander, Two or more races).

<sup>2)</sup>Data presented as mean ± SD or range.

<sup>3)</sup>Data presented as median (range).

<sup>4)</sup>Data presented as median (interquartile range).

**Table 2.** Characteristics of experimental studies included in the systematic review of mushroom consumption and cardiometabolic health outcomes

Author, year	Country	Study design	Population	Race <sup>1)</sup>	Total sample size	Female (%)	Duration or follow-up <sup>2)</sup>	Age (yrs) <sup>2)</sup>	Outcome(s)
Harada <i>et al.</i> , 2016 [17]	Japan	Clinical trial, single-arm	Middle-aged and elderly women in Mie Prefecture	Asian	17	100.0	2 weeks	61.2 ± 7.6	DPD (nmol/mmol Cre), BAP (U/L), TC (mg/100 mL), HDL-C (mg/100 mL), LDL-C (mg/100 mL), Atherogenic index <sup>3)</sup> , HDL ratio <sup>4)</sup> , Body weight (kg), Beats per minute, Maximum SBP (mmHg), Minimum DBP (mmHg), GOT (IU/L), GPT (IU/L)
Dai <i>et al.</i> , 2015 [23]	USA	Clinical trial, single-arm	NA	NA	52	62.7	4 weeks	21–41	slgA (µg/mL), slgA (µg/min), CRP (mg/L)
Jayasuriya <i>et al.</i> , 2015 [16]	Sri Lanka	Clinical trial, single-arm	NA	Asian	22 (/group)	NA	1 month	NR	FBG (mmol/L), Postprandial FBG (mmol/L), ALT (IU/L), AST (IU/L), ALP (U/L), γ-GT (IU/L), Creatinine (mg/dL), Creatinine clearance (mL/min)
Poddar <i>et al.</i> , 2013 [15]	USA	RCT, parallel arm, single blinded	NA	Two or more races	73	88.0	1 year	48.4 ± 1.4	Body weight (lbs), BMI (kg/m <sup>2</sup> ), WC (inch), Percent total body fat, TC (mg/dL), LDL-C (mg/dL), CRP (mg/L), SBP (mmHg), DBP (mmHg), TG (mg/dL), FBG (mg/dL), HDL-C (mg/dL)

ALP, alkaline phosphatase; ALT, alanine amino transferase; AST, aspartate amino transferase; BAP, bone-specific alkaline phosphatase; BMI, body mass index; CRP, C-reactive protein; DBP, diastolic blood pressure; DPD, deoxypyridinoline; FBG, fasting blood glucose; γ-GT, gamma glutamyltransferase; GOT, glutamate oxaloacetate transaminase; GPT, glutamate pyruvate transaminase; HDL-C, high-density lipoprotein cholesterol; LDL-C, low-density lipoprotein cholesterol; NA, not available; NR, not reported or not evaluated; TC, total cholesterol; SBP, systolic blood pressure; slgA, secretory immunoglobulin A; TG, triglyceride; WC, waist circumference.

<sup>1)</sup>Among 6 categories (White, Black or African American, American Indian or Alaska Native, Asian, Native Hawaiian and Other Pacific Islander, Two or more races).

<sup>2)</sup>Data presented as mean ± SD or range.

<sup>3)</sup>Atherogenic Index = (TC – HDL-C)/HDL-C.

<sup>4)</sup>HDL Ratio = HDL-C/TC × 100.

### Quality assessment

In **Supplementary Tables 3-5**, the results of the quality assessment of articles were presented.

All 5 observational and 4 experimental articles were qualitatively acceptable.

## Effects of mushroom consumption on cardiometabolic health outcomes

### *CMD mortality and morbidities*

The qualitative review of mortality and morbidity across various health outcomes is presented in **Table 3**. Although not included in the initial search term, an inverse association between mushroom consumption and all-cause mortality was revealed (in the group consuming mushroom vs. the group not eating: HR, 0.84; 95% CI, 0.73–0.98 [22], and HR, 0.69; 95% CI, 0.51–0.94 [20]). On the other hand, there was no association in the mortality of T2D [20], CVDs [20], and cerebrovascular diseases [22].

As for morbidity studies, there were three studies on the occurrence of various conditions such as CVDs [19], CHD [19], stroke [19], T2D [19, 24], hyperuricemia [21], and MetS [18]. Articles on hyperuricemia [21] and MetS [18] suggested an inverse association (HR, 0.88; 95% CI, 0.80–0.96 for hyperuricemia and OR, 0.3; 95% CI, 0.1–0.7 for MetS).

### *CMD risk factors in the observational studies and clinical trials*

**Supplementary Tables 6, 7** and **Table 4** present the relationships between the consumption of mushroom and cardiometabolic conditions before the diagnosis of CMDs. Various conditions were examined in the prospective cohort studies and clinical trials as follows: LDL-C, HDL-C, TC, TG, FBG, connecting peptide (C-peptide) C-reactive protein (CRP), interleukin-6 (IL-6), tumor necrosis factor- $\alpha$  receptor type 2 (TNF $\alpha$ R2), body mass index (BMI), waist circumference (WC), systolic blood pressure (SBP), diastolic blood pressure (DBP), glomerular filtration rate (GFR), serum uric acid (SUA), waist/hip index (WHI), triacylglycerols (TAG), alanine aminotransferase (ALT), deoxyypyridinoline (DPD), bone-specific alkaline phosphatase (BAP), glutamate oxaloacetate transaminase (GOT), glutamate pyruvate transaminase (GPT), secretory immunoglobulin A (sIgA), aspartate amino transferase (AST), alkaline phosphatase (ALP), and gamma glutamyltransferase ( $\gamma$ -GT). However, limited evidence was available. Among prospective studies (**Supplementary Table 5**), only 1 study reported the relationship between mushroom consumption and cardiometabolic conditions [19], which used data of mushroom consumption collected in 1986 and of CMDs biomarkers collected between 1989 and 1990 for the Nurses' Health Study and between 1993 and 1994 for the Health Professional follow up study. They did not find any statistically significant association of mushroom consumption and CMDs biomarkers, as well as several CMDs such as CVDs and T2D.

Intervention studies regarding cardiometabolic conditions were also insufficient (**Table 4**, **Supplementary Table 6**). However, reviewing the literature revealed some possibly beneficial results of mushroom intervention on cardiometabolic risk factors in more than one study or different indices. Fresh mushroom (*Agaricus bisporus*) [15] and powdered mushroom (*Grifola garga*) [17] showed a possible benefit on HDL-C (raised HDL-C concentration; raised HDL-C ratios; lowered atherogenic index.

$$\text{Raised HDL-C Ratios} = (\text{HDL-C/TC}) \times 100$$

$$\text{Lowered Atherogenic Index} = (\text{HDL-C/TC}) \times 100$$

More than one study has reported beneficial findings for both FBG level [15,16] and postprandial glucose level [16], irrespective of whether dried (*Pleurotus ostreatus* and *Pleurotus cystidiosus*) [16] or fresh mushroom [15] were consumed. Similarly, inverse associations of high-sensitivity C-reactive protein (hs-CRP) were observed with both dried (*Letinula edodes*) [23] and fresh mushroom consumption [15]. In terms of obesity indices [17], an weight loss

**Table 3.** Quantitative summary of observational studies evaluating cardiometabolic disease mortality and morbidities consuming higher vs. lower amounts of mushrooms

Author, year	Dietary assessment	Calculation	Types of mushrooms	Diet group (N)	Comparator (N)	Mortality			Morbidities			Covariates		
						All-cause mortality	CVD mortality	Cerebro-vascular mortality	T2DM mortality	Total CVD incidence	CHD incidence		Stroke incidence	T2DM incidence/prevalence
Ba et al., 2021 [22]	24-h recall	Recipe, USDA food code	NS, dietary mushroom	10-72 g/d median (544)	No (15,002)	HR, 0.84; 95% CI, 0.73-0.98	HR, 0.82; 95% CI, 0.56-1.21	NR	HR, 0.32; 95% CI, 0.06-1.65	NR	NR	NR	Age, sex, ethnicity-race, US regions, place of residence, education, marital status, BMI, smoking status, physical activity, energy, carbohydrates, fiber, fat, alcohol intake, and Healthy Eating Index-2000 score	
Lee et al., 2019 [19]	FFQ	One single question, how often, on average, they had consumed mushrooms (fresh, cooked, or canned) during the past year	NS, fresh, cooked, or mushroom	Female, Q5, ≥ 5 times/wk (2,931)	Female, Q1, 0 times/wk or almost never (14,999)	NR	NR	NR	NR	HR, 1.08; 95% CI, 0.94-1.25	HR, 1.09; 95% CI, 0.90-1.32	HR, 1.08; 95% CI, 0.86-1.34	HR, 1.04; 95% CI, 0.91-1.19	Age, ethnicity-race, smoking status, BMI, physical activity, family history of myocardial infarction, baseline high blood cholesterol, baseline high blood pressure, multivitamin use, energy, alcohol intake, Prudent dietary pattern, Western dietary pattern, and menopausal status and postmenopausal hormone use (women)

(continued to the next page)

**Table 3.** (Continued) Quantitative summary of observational studies evaluating cardiometabolic disease mortality and morbidities consuming higher vs. lower amounts of mushrooms

Author, year	Dietary assessment	Calculation	Types of mushrooms	Diet group (N)	Comparator (N)	Mortality			Moridity			Covariates	
						All-cause mortality	CVD mortality	Cerebro-vascular mortality	T2DM mortality	Total CVD incidence	Stroke incidence		T2DM incidence/prevalence
Zhang et al., 2021 [21]	81 food items FFQ	One single mushroom consumption was adjusted for the total energy intake according to the nutrient density method	Edible mushroom: <i>Lentinula edodes</i> , <i>Auricularia auriculajudae</i> , <i>Pleurotus ostreatus</i> , <i>Flammulina velutipes</i> , <i>Agaricus bisporus</i> , and others	Q4, > 5.52 g/1,000 kcal/d (5,096)	Q1, < 1.76 g/1,000 kcal/d (4,545)	NR	NR	NR	NR	NR	NR	NR	Age, sex, education, BMI, smoking status, employment status, household income, physical activity, family history of disease (including CVD, hypertension, hyperlipidemia, and diabetes), depressive symptoms, metabolic syndrome, hypertension, hyperlipidemia, diabetes, energy, alcohol intake, dietary patterns, baseline serum uric acid, glomerular filtration rate and high-sensitivity C-reactive protein
Otsuka et al., 2020 [20]	3-day dietary record	Mushroom was weighed separately on a 1 kg kitchen scale before being cooked, or portion sizes were estimated and average mushroom intake was calculated according to the Standard Tables of Food Composition in Japan 2010	NS, dietary mushroom	T3, 27.6 g/d median (268)	T1, 0 g/d (259)	HR, 0.69; 95% CI, 0.51–0.94	HR, 0.81; 95% CI, 0.36–1.76	HR, 0.54; 95% CI, 0.17–1.51	NR	NR	NR	NR	Age, sex, education, BMI, smoking status, physical activity, alcohol intake, and history of hypertension, dyslipidemia, and diabetes mellitus

(continued to the next page)



**Table 3.** (Continued) Quantitative summary of observational studies evaluating cardiometabolic disease mortality and morbidities consuming higher vs. lower amounts of mushrooms

Author, year	Dietary assessment	Calculation	Types of mushrooms	Diet group (N)	Comparator (N)	Mortality			Morbidities			Covariates	
						All-cause mortality	CVD mortality	Cerebro-vascular mortality	Total CVD incidence	CHD incidence	Stroke incidence		T2DM incidence/prevalence
Cheraghi et al., 2016 [18]	147 food items FFQ	The consumption frequency of mushroom in the past year was assessed and then, using home scale guides, the amount of mushroom was transformed into grams per day	NS, baked mushroom	Yes, 20 g/d (NR)	No, (NR)	NR	NR	NR	NR	NR	NR	NR	OR, 0.3; 95% CI, (yes/no), 0.1-0.7 Age, cancer hospitalization, job physical activity, sex, BMI, marriage status, and other food items selected by backward-selection method

Total number of articles

95% CI, 95% confidence interval; BMI, body mass index; CHD, coronary heart disease; CVD, cardiovascular disease; d, day; HR, hazard ratio; FBG, fasting blood glucose; FFQ, food frequency questionnaire; NR, not reported or not evaluated; NS, not specified; OR, odds ratio; T2DM, type 2 diabetes mellitus; USDA, United States Department of Agriculture.

**Table 4.** Quantitative summary of experimental studies evaluating cardiometabolic disease risk factors consuming higher vs. lower amounts of mushrooms<sup>1)</sup>

Author, year	Types of mushrooms	Diet, group (N)	Compara-tor (N)	L	TG (mg/dL)	TC (mg/dL)	HDL-C (mg/dL)	LDL-C (mg/dL)	Post-prandial glucose (mmol/L)	Athero-genic index <sup>2)</sup>	HDL ratio <sup>3)</sup>	hs-CRP (mg/L)	sigma (µg/mL)	sigma (µg/min)	Body weight (kg)	BMI (m <sup>2</sup> )	WC (cm)	% body fat	Beats per minute	SBP (mmHg)	DBP (mmHg)	Mini-mum SBP (mmHg)	Maxi-mum SBP (mmHg)	DBP (mmHg)	GOT (U/L)	GPT (U/L)	DPD (mmol/mmol Cre)	BAP (U/L)	AST (U/L)	ALT (U/L)	ALP (U/L)	γ-GT (U/L)	Creati-nine clear-ance (mg/dL)		
																																		% change	% change
Harada et al., 2016 [17]	<i>Grifola gorgala</i> powder, dried	Yes, 5 g/d (17)	No, 0 g/d (17)	Baseline (52)	NR	NR	NR	NR	NR	NR	NR	NR	NR	NR	NR	NR	NR	NR	NR	NR	NR	NR	NR	NR	NR	NR	NR	NR	NR	NR	NR	NR	NR	NR	NR
Dai et al., 2015 [23]	<i>Lentinula edodes</i> , dried	5 g or 10 g/daily (52)	Baseline (52)	Control, water	NR	NR	NR	NR	NR	NR	NR	NR	NR	NR	NR	NR	NR	NR	NR	NR	NR	NR	NR	NR	NR	NR	NR	NR	NR	NR	NR	NR	NR	NR	NR
Jayasuriya et al., 2015 [16]	<i>Pleurotus ostreatus</i> dried	50 mg/kg, bw daily (11)	Control, water	Control, water	Mean diff. -0.2 <sup>3)</sup>	Mean diff. -0.9 <sup>3)</sup>	Mean diff. -0.3 <sup>3)</sup>	Mean diff. -0.7 <sup>3)</sup>	Mean diff. -0.3 <sup>3)</sup>	Mean diff. -0.3 <sup>3)</sup>	Mean diff. -0.3 <sup>3)</sup>	Mean diff. -0.3 <sup>3)</sup>	Mean diff. -0.3 <sup>3)</sup>	Mean diff. -0.3 <sup>3)</sup>	Mean diff. -0.3 <sup>3)</sup>	Mean diff. -0.3 <sup>3)</sup>	Mean diff. -0.3 <sup>3)</sup>	Mean diff. -0.3 <sup>3)</sup>	Mean diff. -0.3 <sup>3)</sup>	Mean diff. -0.3 <sup>3)</sup>	Mean diff. -0.3 <sup>3)</sup>	Mean diff. -0.3 <sup>3)</sup>	Mean diff. -0.3 <sup>3)</sup>	Mean diff. -0.3 <sup>3)</sup>	Mean diff. -0.3 <sup>3)</sup>	Mean diff. -0.3 <sup>3)</sup>	Mean diff. -0.3 <sup>3)</sup>	Mean diff. -0.3 <sup>3)</sup>	Mean diff. -0.3 <sup>3)</sup>	Mean diff. -0.3 <sup>3)</sup>	Mean diff. -0.3 <sup>3)</sup>	Mean diff. -0.3 <sup>3)</sup>	Mean diff. -0.3 <sup>3)</sup>	Mean diff. -0.3 <sup>3)</sup>	Mean diff. -0.3 <sup>3)</sup>
Poddar et al., 2013 [15]	<i>Agaricus bisporus</i> fresh	Mushroom diet, 8 oz on 3 d/ wk, 0-6 months WL (36)	Meat diet, 8 oz on 3 d/ wk, 0-6 months WL (37)	Control, beef 3 d/ wk, 0-6 months WL (37)	Mean diff. -2.55	Mean diff. -3.74	Mean diff. -2.55	Mean diff. -2.55	Mean diff. -2.55	Mean diff. -2.55	Mean diff. -2.55	Mean diff. -2.55	Mean diff. -2.55	Mean diff. -2.55	Mean diff. -2.55	Mean diff. -2.55	Mean diff. -2.55	Mean diff. -2.55	Mean diff. -2.55	Mean diff. -2.55	Mean diff. -2.55	Mean diff. -2.55	Mean diff. -2.55	Mean diff. -2.55	Mean diff. -2.55	Mean diff. -2.55	Mean diff. -2.55	Mean diff. -2.55	Mean diff. -2.55	Mean diff. -2.55	Mean diff. -2.55	Mean diff. -2.55	Mean diff. -2.55	Mean diff. -2.55	Mean diff. -2.55

(continued to the next page)

**Table 4. (Continued) Quantitative summary of experimental studies evaluating cardiometabolic disease risk factors consuming higher vs. lower amounts of mushrooms\***

Author, year	Types of mushrooms	Comparator (N)	Intervention (N)	LDL-C (mg/dL)	HDL-C (mg/dL)	TC (mg/dL)	TG (mg/dL)	FBG (mmol/L)	Post-prandial glucose (mmol/L)	Atherogenic index <sup>2)</sup>	HDL ratio <sup>3)</sup>	hs-CRP (mg/L)	sigma (µg/mL)	sigma (µg/min)	Body weight (kg)	BMI (kg/m <sup>2</sup> )	WC (cm)	% Total body fat	Beats per minute	Maxi-mum SPB (mmHg)	Mini-mum DBP (mmHg)	SBP (mmHg)	DBP (mmHg)	GOT (U/L)	GPT (U/L)	DPD (nmol/mmol Cre)	BAP (U/L)	ALT (U/L)	AST (U/L)	ALP (U/L)	γ-GT (U/L)	Creatinine (mg/dL)				
	Mushroom diet, 8oz	Meat diet, 90% lean	36	Mean diff. -11.65	NR	Mean diff. -5.33	NR	NR	NR	NR	NR	NR	NR	NR	Mean diff. 0.73	Mean diff. 0.89	Mean diff. -5.28	Mean diff. 1.49	NR	NR	NR	NR	NR	NR	NR	NR	NR	NR	NR	NR	NR	NR	NR			
	on 3 d/ wk, 6-12 months	ground beef 3 d/ wk, 6-12 months	36																																	
	Mushroom diet, 8 oz	Meat diet, 90% lean	36	Mean diff. -11.65	NR	Mean diff. -5.33	NR	NR	NR	NR	NR	NR	NR	NR	Mean diff. -4.83	Mean diff. -0.53	Mean diff. -5.90	Mean diff. 0.16	NR	NR	NR	NR	NR	NR	NR	NR	NR	NR	NR	NR	NR	NR	NR	NR		
	on 3 d/ wk, 12 months	ground beef 3 d/ wk, 12 months	36																																	
	Mushroom diet, 8 oz	Baseline	36	Mean diff. 1.70	NR	Mean diff. -19.33 <sup>1)</sup>	NR	Mean diff. -4.10 <sup>1)</sup>	NR	NR	NR	NR	NR	NR	Mean diff. -7.02 <sup>1)</sup>	Mean diff. -2.33 <sup>1)</sup>	Mean diff. -2.04 <sup>1)</sup>	Mean diff. -1.65	NR	NR	NR	NR	NR	NR	NR	NR	NR	NR	NR	NR	NR	NR	NR	NR	NR	
	on 3 d/ wk, 0-6 months	WL	36																																	
	Mushroom diet, 8 oz	Baseline	36	Mean diff. 4.68 <sup>1)</sup>	NR	Mean diff. -19.31 <sup>1)</sup>	NR	Mean diff. 1.53	NR	NR	NR	NR	NR	NR	Mean diff. -7.03 <sup>1)</sup>	Mean diff. -1.53	Mean diff. -2.58 <sup>1)</sup>	Mean diff. -0.85	NR	NR	NR	NR	NR	NR	NR	NR	NR	NR	NR	NR	NR	NR	NR	NR	NR	
	on 3 d/ wk, 12 months	WL	36																																	

Total number of articles (36)

ALP, alkaline phosphatase; ALT, alanine amino transferase; AST, aspartate amino transferase; BAP, bone-specific alkaline phosphatase; BMI, body mass index; CRP, C-reactive protein; DBP, diastolic blood pressure; DPD, deoxyypyridinoline; FBG, fasting blood glucose; γ-GT, gamma glutamyltransferase; GOT, glutamate oxaloacetate transaminase; GPT, glutamate pyruvate transaminase; HDL-C, high-density lipoprotein cholesterol; LDL-C, low-density lipoprotein cholesterol; NR, not reported or not evaluated; SBP, systolic blood pressure; sigma, secretory immunoglobulin A; TC, total cholesterol; TG, triglycerides; WC, waist circumference; WL, weight loss; WM, weight maintain.

<sup>1)</sup>Results are displayed based on statistically significant differences in the original manuscript. ↑: increase; ↓: decrease; #: no change.

<sup>2)</sup>Atherogenic index = (TC - HDL-C)/HDL-C.

<sup>3)</sup>HDL Ratio = (HDL-C/TC) × 100.

was observed in an intervention of 8 oz on 3 d/wk fresh mushroom for 6 months [15]. TG [15], sIgA [23], and DPD [17] were also inversely associated with mushroom consumption in one study, respectively.

## DISCUSSION

For this systematic review examining the relationship between mushroom consumption and the risk of cardiometabolic conditions in the general populations, we selected only five prospective cohort studies and four clinical trials. Reviewing these studies revealed a potentially inverse link with the risk of all-cause mortality, hyperuricemia, and MetS in prospective cohort studies and with some cardiometabolic conditions [blood glucose (both fasting and postprandial), HDL-C (including HDL-C, HDL/TC ratio, and atherogenic index), hs-CRP, and obesity indices (body weight, BMI, and WC)]. However, it is essential to acknowledge that definitive conclusion could not be drawn due to the limited number of available studies for each cardiometabolic conditions.

In 2021, global production of mushrooms and truffles data was estimated to reach 44.21 tons, primarily in China, marking about 40% increase compared to 33.78 tons in 2012 [25]. Regarding mushroom consumption across countries, China and Japan are supposed to have relatively high mushroom consumption rates [26], although we could not compare mushroom consumption between countries due to variations in units for mushrooms consumption between studies [such as weekly frequencies of mushrooms consumption (times/week), weekly consumption (g/week), and daily amount (g/d or g/1,000 kcal/d)]. But the dosage of mushrooms in clinical trials seemed to be relatively higher (75.6 g/day of the fresh form) [15] than those in observational studies (10–72 g/day in observational studies) [18,22], although there was not a big difference.

To date, there was little evidence on CMDs and its conditions related to edible mushroom, despite their functional use over centuries. In the current systematic review, we could select only 9 articles. In terms of cancer, it seemed that mushroom consumption has been consistently reported to be inversely associated in the systematic review and meta-analysis [27,28]. Many studies included in those reviews were conducted in Asian countries (China, Japan, and Korea) where the rate of mushrooms consumers are high. The inverse association of the risk of all cancers was also found only in Eastern region, not in Western region, in the meta-analysis [27]. They pointed that the differences between Eastern and Western countries may result from differences in the amounts and types of mushrooms consumed between regions [26,27]. This possibility was also suggested in T2D study on mushroom consumption from the Nurses' Health Study and the Health Professionals Follow-up Study on T2D [19]. However, prospective cohort studies on dietary factors and the risk of CMDs have primarily been conducted in the US and Europe. In these populations, the variation of mushroom consumption between the low and high consumption groups may be narrow, limiting the robustness of research. This limitation could be a crucial factor contributing to the scarcity of evidence regarding the association between mushroom consumption and CMDs and their conditions. Therefore, further evidence on the association between edible mushrooms and each CMD and their risk factor should be obtained and accumulated from large-scale cohort studies, particularly Asian population cohorts.

Despite the limited research, upon a comprehensive examination of the existing studies on the mortality and morbidity of CMDs, the current evidence did not reveal any significant association of mushroom consumption with the mortality and morbidity in CMDs (CVD, stroke, and T2D). Conversely, two different cohort studies suggested an inverse association with hyperuricemia [21] and MetS [18], respectively. First, hyperuricemia was characterized by elevated levels of uric acid in the blood and it has been associated with an increased risk of CMDs, particularly hypertension and CVDs [29] and additionally other metabolic abnormalities such as insulin resistance, dyslipidemia, and obesity [30]. Mushrooms are low in purines, compounds that break down into uric acid, making them a favorable dietary choice for individuals with hyperuricemia [31]. The protective association of mushroom consumption with hyperuricemia may be related to antioxidants of mushrooms, which may help reduce inflammation [5] and oxidative stress [4] associated with elevated uric acid levels. Besides, some studies suggest that certain mushroom species, such as *L. edodes* (oak mushroom or shiitake), may help lower uric acid levels [32]. We could not support its effect on hyperuricemia, because *L. edodes* was measured as one of mushrooms for total mushroom consumption and because we could not dissociate the effect of *L. edodes* on the risk of hyperuricemia from those of other mushrooms. As for MetS, an Iranian cohort study suggested an inverse association of mushroom consumption with the risk of MetS [18].

In terms of cardiometabolic conditions, the potential links of blood glucose, HDL-C lipid profiles, hs-CRP, and obesity were suggested in more than one study or indices: fasting and postprandial blood glucose, HDL-C related indices (HDL-C, HDL-C ratio, and atherogenic index), and obesity indices (body weight, BMI, and WC). Similarly, two previous systematic reviews suggested some potential health benefits, such as lipid profiles and BP [12] and TG, CRP, and some indices of CMD [13]. However, as mentioned earlier, the current systematic review differs from 2 previous systematic reviews in its focus on studies, where mushrooms themselves serve as a primary exposure among the general population, and in the extraction of data from covariates-unadjusted models. Thus, it is worth to note our findings, despite the very limited number of studies. These potential associations of mushrooms with blood glucose, lipid profiles, and weight loss might be related to mushroom bioactive compounds, including polysaccharides, phenolic compounds, and antioxidants, modulate lipid metabolism, glucose regulation, and inflammatory pathways [33-37]. In addition, properties such as low-calorie content and high fiber [38] may also aid weight management and enhance glycaemic control. Besides, bioactive compounds like beta-glucans [7] and polyphenols [38] in mushrooms may have anti-obesity, anti-diabetic, and lipid-lowering effects. Beta-glucans impact cholesterol metabolism and lipid absorption through bile acids and intestinal microorganisms [7], improving insulin sensitivity, reducing inflammation, and modulating lipid metabolism [33].

To the best of our knowledge, this study is the first systematic review on the epidemiological association of mushroom intake with cardiometabolic health outcomes in the general populations. However, certain limitations should be acknowledged to interpret the findings. Firstly, it is important to recognize that the number of studies is insufficient to draw conclusions for specific cardiometabolic health outcomes, even for the overall CMDs. The scarcity of available data hampers the establishment of robust associations. Secondly, an important consideration is that the variations in the types of mushrooms consumed by different study populations may lead to differences in the types and quantities of bioactive components present [39]. However, due to a dearth of information, we were unable to systematically consider the specific types of edible mushrooms in our review. This may ultimately contribute to the inconsistency in the findings observed across studies, making

it challenging to generalize the results. Thirdly, it is important to consider the inherent biases and potential confounding factors that can arise in dietary studies, such as self-recall bias, selection bias, or confounding by other dietary factors. Finally, although studies in the present systematic review considered several covariates in the analyses, it is crucial to note that there remains the possibility of residual or unmeasured confounding factors that could influence the outcomes.

In summary, the available evidence suggests possible associations between mushroom consumption and cardiometabolic health outcomes, including blood glucose, HDL-C related indices, hs-CRP, and obesity indices. Nevertheless, the lack of sufficient studies prevents the drawing of any conclusive recommendations. Therefore, it is crucial to emphasize the need for further investigations to determine the quantitative extent and nature of this relationship. A more comprehensive understanding is imperative for informed and suitable recommendations in the general population.

## SUPPLEMENTARY MATERIALS

### Supplementary Table 1

Search terms used for the systematic review (PubMed)

### Supplementary Table 2

Search terms used for the systematic review (Embase)

### Supplementary Table 3

The result of JBI critical appraisal of each article (cohort)

### Supplementary Table 4

The result of JBI critical appraisal of each article (randomized controlled trial)

### Supplementary Table 5

The result of JBI critical appraisal of each article (clinical trial)

### Supplementary Table 6

Quantitative summary of prospective cohort studies evaluating cardiometabolic disease risk factors consuming higher vs. lower amounts of mushrooms\*

### Supplementary Table 7

Qualitative summary of experimental studies evaluating cardiometabolic disease risk factors consuming higher vs. lower amounts of mushrooms\*

## REFERENCES

1. de Waard AM, Hollander M, Korevaar JC, Nielen MMJ, Carlsson AC, Lionis C, Seifert B, Thilsing T, de Wit NJ, Schellevis FG, et al. Selective prevention of cardiometabolic diseases: activities and attitudes of general practitioners across Europe. *Eur J Public Health* 2019;29:88-93. [PUBMED](#) | [CROSSREF](#)
2. Han Y, Hu Y, Yu C, Guo Y, Pei P, Yang L, Chen Y, Du H, Sun D, Pang Y, et al. Lifestyle, cardiometabolic disease, and multimorbidity in a prospective Chinese study. *Eur Heart J* 2021;42:3374-84. [PUBMED](#) | [CROSSREF](#)

3. Sakakibara BM, Obembe AO, Eng JJ. The prevalence of cardiometabolic multimorbidity and its association with physical activity, diet, and stress in Canada: evidence from a population-based cross-sectional study. *BMC Public Health* 2019;19:1361. [PUBMED](#) | [CROSSREF](#)
4. Weigand-Heller AJ, Kris-Etherton PM, Beelman RB. The bioavailability of ergothioneine from mushrooms (*Agaricus bisporus*) and the acute effects on antioxidant capacity and biomarkers of inflammation. *Prev Med* 2012;54 Suppl:S75-8. [PUBMED](#) | [CROSSREF](#)
5. Gunawardena D, Bennett L, Shanmugam K, King K, Williams R, Zabarás D, Head R, Ooi L, Gyengesi E, Münch G. Anti-inflammatory effects of five commercially available mushroom species determined in lipopolysaccharide and interferon- $\gamma$  activated murine macrophages. *Food Chem* 2014;148:92-6. [PUBMED](#) | [CROSSREF](#)
6. Guggenheim AG, Wright KM, Zwickey HL. Immune modulation from five major mushrooms: application to integrative oncology. *Integr Med (Encinitas)* 2014;13:32-44. [PUBMED](#)
7. Yoon KN, Lee JS, Kim HY, Lee KR, Shin PG, Cheong JC, Yoo YB, Alam N, Ha TM, Lee TS. Appraisal of antihyperlipidemic activities of *Lentinus lepideus* in hypercholesterolemic rats. *Mycobiology* 2011;39:283-9. [PUBMED](#) | [CROSSREF](#)
8. Kirbağ S, Akyüz M. Nutritive value of edible wild and cultured mushrooms. *Turk J Biol* 2010;34:97-102. [CROSSREF](#)
9. Sahoo S, Gayakwad T, Shahi S. Medicinal value of edible mushrooms: a review. *Int J Health Sci (Qassim)* 2022;6:8760-7. [CROSSREF](#)
10. Muszyńska B, Grzywacz-Kisielewska A, Kała K, Gdula-Argasińska J. Anti-inflammatory properties of edible mushrooms: a review. *Food Chem* 2018;243:373-81. [PUBMED](#) | [CROSSREF](#)
11. Yadav D, Negi PS. Bioactive components of mushrooms: Processing effects and health benefits. *Food Res Int* 2021;148:110599. [PUBMED](#) | [CROSSREF](#)
12. Krittanawong C, Isath A, Hahn J, Wang Z, Fogg SE, Bandyopadhyay D, Jneid H, Virani SS, Tang WH. Mushroom consumption and cardiovascular health: a systematic review. *Am J Med* 2021;134:637-642.e2. [PUBMED](#) | [CROSSREF](#)
13. Uffelman CN, Chan NI, Davis EM, Wang Y, McGowan BS, Campbell WW. An assessment of mushroom consumption on cardiometabolic disease risk factors and morbidities in humans: a systematic review. *Nutrients* 2023;15:1079. [PUBMED](#) | [CROSSREF](#)
14. Liberati A, Altman DG, Tetzlaff J, Mulrow C, Gøtzsche PC, Ioannidis JP, Clarke M, Devereaux PJ, Kleijnen J, Moher D. The PRISMA statement for reporting systematic reviews and meta-analyses of studies that evaluate health care interventions: explanation and elaboration. *PLoS Med* 2009;6:e1000100. [PUBMED](#) | [CROSSREF](#)
15. Poddar KH, Ames M, Hsin-Jen C, Feeney MJ, Wang Y, Cheskin LJ. Positive effect of mushrooms substituted for meat on body weight, body composition, and health parameters. A 1-year randomized clinical trial. *Appetite* 2013;71:379-87. [PUBMED](#) | [CROSSREF](#)
16. Jayasuriya WJ, Wanigatunge CA, Fernando GH, Abeytunga DT, Suresh TS. Hypoglycaemic activity of culinary *Pleurotus ostreatus* and *P. cystidiosus* mushrooms in healthy volunteers and type 2 diabetic patients on diet control and the possible mechanisms of action. *Phytother Res* 2015;29:303-9. [PUBMED](#) | [CROSSREF](#)
17. Harada E, Morizono T, Sumiya T, Kawagishi H. Effect of the medicinal mushroom, *Grifola gargal* (Agaricomycetes), on bone turnover markers and serum lipids in middle-aged and elderly Japanese women. *Int J Med Mushrooms* 2016;18:1-7. [PUBMED](#) | [CROSSREF](#)
18. Cheraghi Z, Mirmiran P, Mansournia MA, Moslehi N, Khalili D, Nedjat S. The association between nutritional exposures and metabolic syndrome in the Tehran Lipid and Glucose Study (TLGS): a cohort study. *Public Health* 2016;140:163-71. [PUBMED](#) | [CROSSREF](#)
19. Lee DH, Yang M, Giovannucci EL, Sun Q, Chavarro JE. Mushroom consumption, biomarkers, and risk of cardiovascular disease and type 2 diabetes: a prospective cohort study of US women and men. *Am J Clin Nutr* 2019;110:666-74. [PUBMED](#) | [CROSSREF](#)
20. Otsuka R, Tange C, Nishita Y, Kato Y, Tomida M, Imai T, Ando F, Shimokata H. Dietary diversity and all-cause and cause-specific mortality in Japanese community-dwelling older adults. *Nutrients* 2020;12:1052. [PUBMED](#) | [CROSSREF](#)
21. Zhang T, Rayamajhi S, Meng G, Zhang Q, Liu L, Wu H, Gu Y, Wang Y, Zhang S, Wang X, et al. Edible mushroom consumption and incident hyperuricemia: results from the TCLSIH cohort study. *Food Funct* 2021;12:9178-87. [PUBMED](#) | [CROSSREF](#)
22. Ba DM, Gao X, Muscat J, Al-Shaar L, Chinchilli V, Zhang X, Ssentongo P, Beelman RB, Richie JP Jr. Association of mushroom consumption with all-cause and cause-specific mortality among American adults: prospective cohort study findings from NHANES III. *Nutr J* 2021;20:38. [PUBMED](#) | [CROSSREF](#)

23. Dai X, Stanilka JM, Rowe CA, Esteves EA, Nieves C Jr, Spaiser SJ, Christman MC, Langkamp-Henken B, Percival SS. Consuming *Lentinula edodes* (Shiitake) mushrooms daily improves human immunity: a randomized dietary intervention in healthy young adults. *J Am Coll Nutr* 2015;34:478-87. [PUBMED](#) | [CROSSREF](#)
24. Pounis G, Costanzo S, Persichillo M, de Curtis A, Sieri S, Vinceti M, Zito F, Di Castelnuovo AF, Donati MB, de Gaetano G, et al. Mushroom and dietary selenium intakes in relation to fasting glucose levels in a free-living Italian adult population: the Moli-sani Project. *Diabetes Metab* 2014;40:34-42. [PUBMED](#) | [CROSSREF](#)
25. Food and Agriculture Organization. Total Production of Mushrooms and Truffles Worldwide from 2012 to 2022 (in Million Metric tons)\*. New York (NY): Statista; 2023.
26. SkyQuest Technology. Global Mushroom Market Regional Insights. Sanand: SkyQuest Technology; 2023.
27. Ba DM, Ssentongo P, Beelman RB, Muscat J, Gao X, Richie JP Jr. Higher mushroom consumption is associated with lower risk of cancer: a systematic review and meta-analysis of observational studies. *Adv Nutr* 2021;12:1691-704. [PUBMED](#) | [CROSSREF](#)
28. Li J, Zou L, Chen W, Zhu B, Shen N, Ke J, Lou J, Song R, Zhong R, Miao X. Dietary mushroom intake may reduce the risk of breast cancer: evidence from a meta-analysis of observational studies. *PLoS One* 2014;9:e93437. [PUBMED](#) | [CROSSREF](#)
29. Shahin L, Patel KM, Heydari MK, Kesselman MM. Hyperuricemia and cardiovascular risk. *Cureus* 2021;13:e14855. [PUBMED](#) | [CROSSREF](#)
30. Li C, Hsieh MC, Chang SJ. Metabolic syndrome, diabetes, and hyperuricemia. *Curr Opin Rheumatol* 2013;25:210-6. [PUBMED](#) | [CROSSREF](#)
31. Jakše B, Jakše B, Pajek M, Pajek J. Uric acid and plant-based nutrition. *Nutrients* 2019;11:1736. [PUBMED](#) | [CROSSREF](#)
32. Yu S, Wu X, Ferguson M, Simmen RC, Cleves MA, Simmen FA, Fang N. Diets containing shiitake mushroom reduce serum lipids and serum lipophilic antioxidant capacity in rats. *J Nutr* 2016;146:2491-6. [PUBMED](#) | [CROSSREF](#)
33. Petryn TS, Nagalievskaya MR, Wasser SP, Sybirna NO. Effect of the Lingzi or Reishi medicinal mushroom *Ganoderma lucidum* (Agaricomycetes) on hyperglycemia and dyslipidemia with experimental metabolic syndrome. *Int J Med Mushrooms* 2023;25:17-30. [PUBMED](#) | [CROSSREF](#)
34. García-Cordero J, Mateos R, González-Rámila S, Seguido MA, Sierra-Cinos JL, Sarriá B, Bravo L. Dietary supplements containing oat beta-glucan and/or green coffee (poly)phenols showed limited effect in modulating cardiometabolic risk biomarkers in overweight/obese patients without a lifestyle intervention. *Nutrients* 2023;15:2223. [PUBMED](#) | [CROSSREF](#)
35. Caussy C, Aubin A, Loomba R. The relationship between type 2 diabetes, NAFLD, and cardiovascular risk. *Curr Diab Rep* 2021;21:15. [PUBMED](#) | [CROSSREF](#)
36. Gallego P, Luque-Sierra A, Falcon G, Carbonero P, Grande L, Bautista JD, Martín F, Del Campo JA. White button mushroom extracts modulate hepatic fibrosis progression, inflammation, and oxidative stress *in vitro* and in *LDLR*<sup>-/-</sup> mice. *Foods* 2021;10:1788. [PUBMED](#) | [CROSSREF](#)
37. Arunachalam K, Sreeja PS, Yang X. The antioxidant properties of mushroom polysaccharides can potentially mitigate oxidative stress, beta-cell dysfunction and insulin resistance. *Front Pharmacol* 2022;13:874474. [PUBMED](#) | [CROSSREF](#)
38. Sima P, Vannucci L, Vetricka V.  $\beta$ -glucans and cholesterol (review). *Int J Mol Med* 2018;41:1799-808. [PUBMED](#) | [CROSSREF](#)
39. Feeney MJ, Dwyer J, Hasler-Lewis CM, Milner JA, Noakes M, Rowe S, Wach M, Beelman RB, Caldwell J, Cantorna MT, et al. Mushrooms and Health Summit proceedings. *J Nutr* 2014;144:1128S-1136S. [PUBMED](#) | [CROSSREF](#)